




National Health  
Service of Ukraine



93,3%



СІМЕЙНИЙ

4,0%



ТЕРАПЕВТ

2,6%



ПЕДІАТР

54,3%

ЖІНКИ

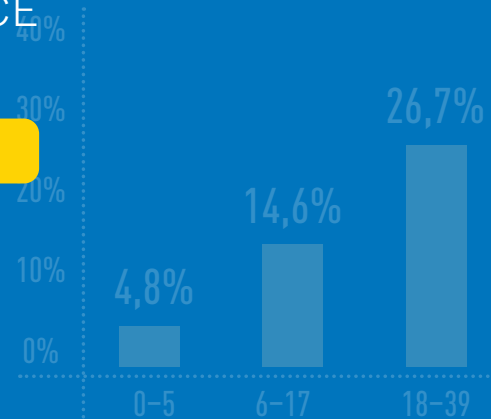
ЗА СТАТТЮ ПАЦІЄНТІВ

# REPORT

ЗА ВІКОВИМИ ГРУПАМИ

NATIONAL HEALTH SERVICE  
OF UKRAINE

2024 Quarter 1




# ABBREVIATIONS

PHC - PRIMARY HEALTH CARE

PE - PRIVATE ENTREPRENEUR

PMG - PROGRAM OF MEDICAL GUARANTEES

EHRs - ELECTRONIC HEALTH RECORDS





# Primary and specialized health care

ANALYTICS



# UKRAINE

## PRIMARY AND SPECIALIZED HEALTH CARE

### DECLARATIONS SUBMITTED TO PHC PHYSICIANS

CURRENT POPULATION

41 167 335

NUMBER OF SUBMITTED DECLARATIONS

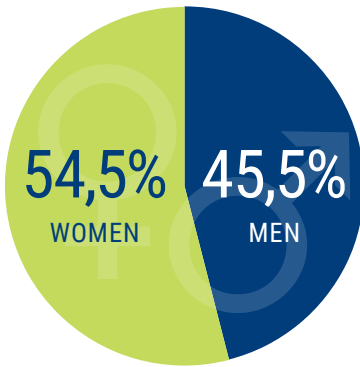
31 939 016

POPULATION WITH DECLARATIONS

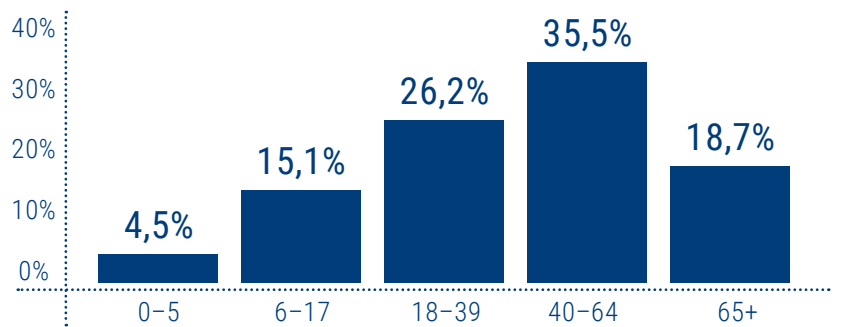
77,6%

### BREAKDOWN OF DECLARATIONS

#### ► BY PATIENT'S GENDER



#### ► BY PATIENT'S AGE



#### ► BY DOCTOR'S SPECIALTY



#### ► BY PROVIDER PROPERTY STATUS

MUNICIPAL	28 462 116
PRIVATE (WITHOUT PE)	1 749 818
PE	1 726 739
PUBLIC	343
<b>TOTAL</b>	<b>31 939 016</b>

DOCTOR'S SPECIALTY	NUMBER OF DOCTORS	NUMBER OF DOCTORS WITH OPS*	% WITH OPS*
PEDIATRICIAN	5 068	1 097	21,6%
FAMILY PHYSICIAN	16 618	5 173	31,1%
THERAPIST	3 581	505	14,1%
<b>TOTAL</b>	<b>25 267</b>	<b>6 775</b>	<b>26,8%</b>

\*OPS – optimal practice size

## TREATED CASES BY PRIORITY GROUPS OF SERVICES

NUMBER OF PROVIDERS  
THAT PROVIDED SERVICES

837

SERVICES  
PROVIDED

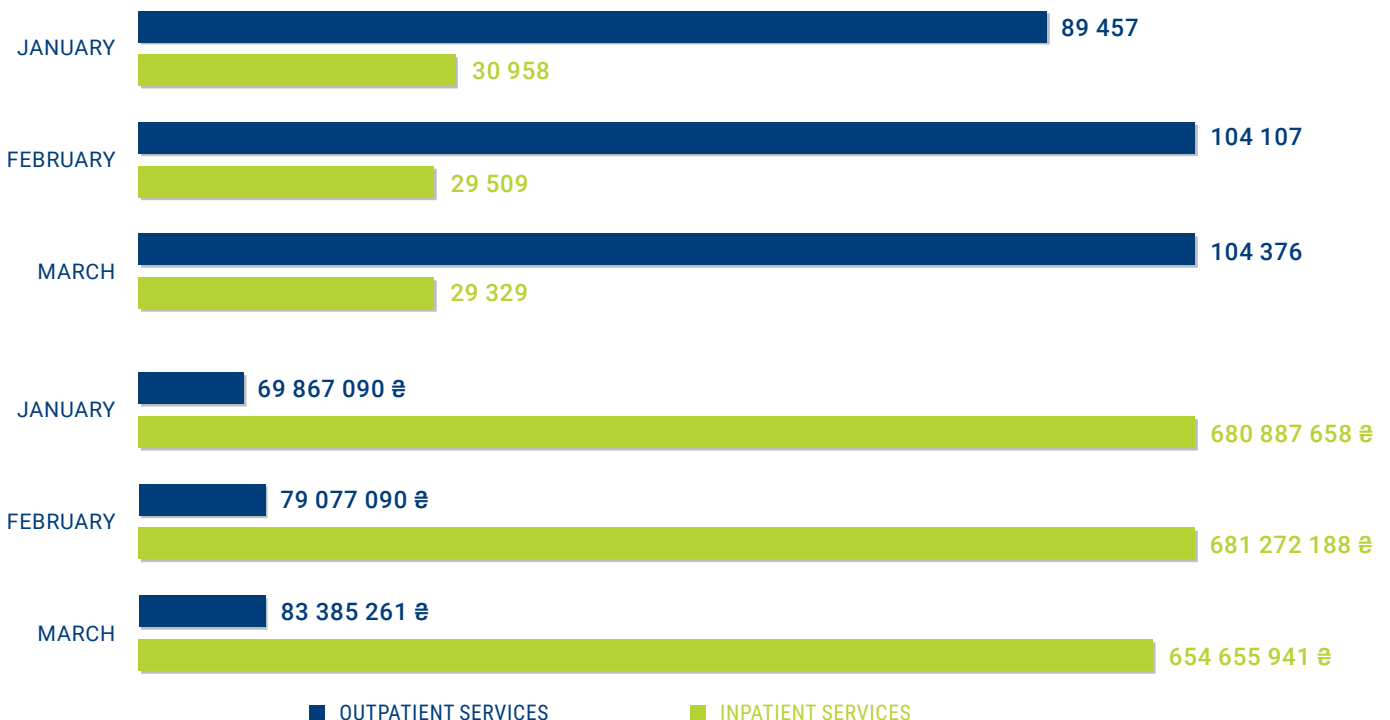
387 736

AMOUNT PAID  
FOR SERVICES PROVIDED

2 249 145 227 ₴

GROUPS OF SERVICES	PROVIDERS	SERVICES PROVIDED	AMOUNT PAID
<b>OUTPATIENT SERVICES</b>	<b>774</b>	<b>297 940</b>	<b>232 329 441 ₴</b>
Bronchoscopy	163	5 187	7 565 622 ₴
Hysteroscopy	345	10 422	32 825 964 ₴
Esophagogastroduodenoscopy	663	92 296	101 203 049 ₴
Colonoscopy	519	31 555	46 471 149 ₴
Mammography	241	150 077	35 671 133 ₴
Cystoscopy	284	8 403	8 592 524 ₴
<b>INPATIENT SERVICES</b>	<b>392</b>	<b>89 796</b>	<b>2 016 815 786 ₴</b>
Health care for newborns in complicated neonatal cases	90	9 007	318 807 322 ₴
Health care for acute myocardial infarction	73	8 471	319 691 745 ₴
Health care for acute cerebral stroke	224	31 973	683 595 524 ₴
Health care at childbirth	256	40 345	694 721 195 ₴

## NUMBER OF AND AMOUNT PAID FOR SERVICES BY MONTH



By the place of registration of service providers.

## PAYMENTS TO HEALTH CARE PROVIDERS

### ► BY PROPERTY STATUS

PROPERTY STATUS	AMOUNT PAID	NUMBER OF PROVIDERS
PUBLIC	221 268 653 ₴	9
MUNICIPAL	36 662 998 356 ₴	2 134
PRIVATE (WITHOUT PE)	1 081 589 281 ₴	450
PE	352 561 109 ₴	834

### ► BY TYPE OF CARE

EMERGENCY	2 624 670 834 ₴
PRIMARY	5 946 758 612 ₴
SPECIALIZED	29 746 987 953 ₴

### ► TOTAL AMOUNT PAID

**38 318 417 400 ₴**

### ► BREAKDOWN OF PAYMENTS BY TYPE OF CARE

NUMBER OF PATIENTS WHO RECEIVED SERVICES

**12 698 907**

TYPE OF CARE	NUMBER OF PROVIDERS	NUMBER OF PATIENTS WHO RECEIVED SERVICES	AMOUNT PAID
General outpatient services	1211	6 720 392	4 887 073 364 ₴
Screening for the early detection of neoplasms	773	271 912	232 329 441 ₴
Dialysis	109	9 047	737 907 346 ₴
Assistive reproductive technologies	1	3	66 356 ₴
Emergency care <sup>1</sup>	25	----	2 624 670 834 ₴
Delivery of care in special conditions <sup>2</sup>	274	416	1 754 806 951 ₴
Staff retention <sup>3</sup>	893	----	154 412 060 ₴
TB treatment	494	9 854	209 725 618 ₴
Health care for people with HIV	299	109 125	102 219 407 ₴
Rehabilitation	450	95 422	1 426 900 312 ₴
Oncology	106	71 421	1 639 602 501 ₴
Palliative care	1250	45 980	902 619 079 ₴
Primary health care	2418	10 175 131	5 946 758 612 ₴
Priority inpatient services	392	88 971	2 016 815 786 ₴
Mental health care	1123	196 469	1 046 564 566 ₴
Special tests	211	46 946	57 804 560 ₴
General inpatient services	853	1 290 923	14 313 801 534 ₴
Dental care	559	532 766	106 422 212 ₴
Transplantation	25	723	157 916 859 ₴

Payment for health services is based on <sup>1</sup>the population of the region, <sup>2</sup>the preparedness of the facility to provide care, and <sup>3</sup>availability of staff at the facility within the global budget.

By the place of registration of service providers.

## REHABILITATION

### ► PROVISION OF SERVICES UNDER PMG REHABILITATION CONTRACTS

NUMBER OF PROVIDERS	NUMBER OF PATIENTS WHO RECEIVED SERVICES	AMOUNT PAID
450	95 422	1 426 900 312 ₴


### ► PAYMENTS TO HEALTH CARE PROVIDERS UNDER PMG

#### BY PROVIDER PROPERTY STATUS

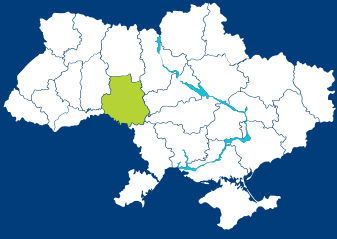
PROPERTY STATUS	AMOUNT PAID	NUMBER OF PROVIDERS
PUBLIC	14 569 224 ₴	3
MUNICIPAL	1 224 106 412 ₴	394
PRIVATE (WITHOUT PE)	182 793 037 ₴	50
PE	5 431 640 ₴	3

GROUP OF SERVICES	NUMBER OF PROVIDERS	NUMBER OF PATIENTS WHO RECEIVED SERVICES	AMOUNT PAID
Rehabilitation for babies born prematurely and/or sick during the first three years of life	122	4 170	47 478 160 ₴
Inpatient rehabilitation for adults and children	276	34 488	780 576 988 ₴
Outpatient rehabilitation for adults and children	411	57 260	598 845 164 ₴

### ► NUMBER OF PATIENTS TREATED BY MONTH



By the place of registration of service providers.



DECLARATIONS SUBMITTED TO PHC PHYSICIANS

CURRENT  
POPULATION

1 509 515

NUMBER OF SUBMITTED  
DECLARATIONS

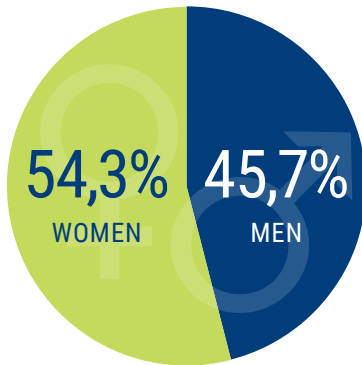
1 384 596

POPULATION  
WITH DECLARATIONS

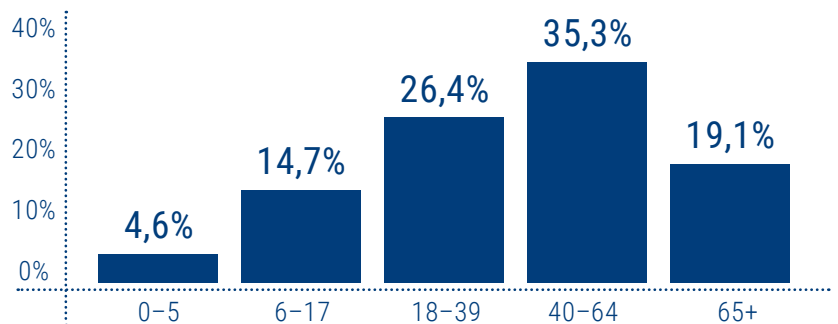
91,7%

BREAKDOWN OF DECLARATIONS

► BY PATIENT'S GENDER



► BY PATIENT'S AGE



► BY DOCTOR'S SPECIALTY



► BY PROVIDER PROPERTY STATUS

MUNICIPAL	1 232 901
PRIVATE (WITHOUT PE)	54 168
PE	97 527
<b>TOTAL</b>	<b>1 384 596</b>

DOCTOR'S SPECIALTY	NUMBER OF DOCTORS	NUMBER OF DOCTORS WITH OPS*	% WITH OPS*
PEDIATRICIAN	71	11	15,5%
FAMILY PHYSICIAN	916	207	22,6%
THERAPIST	63	8	12,7%
<b>TOTAL</b>	<b>1 050</b>	<b>226</b>	<b>21,5%</b>

\*OPS – optimal practice size



## TREATED CASES BY PRIORITY GROUPS OF SERVICES

NUMBER OF PROVIDERS  
THAT PROVIDED SERVICES

37

SERVICES  
PROVIDED

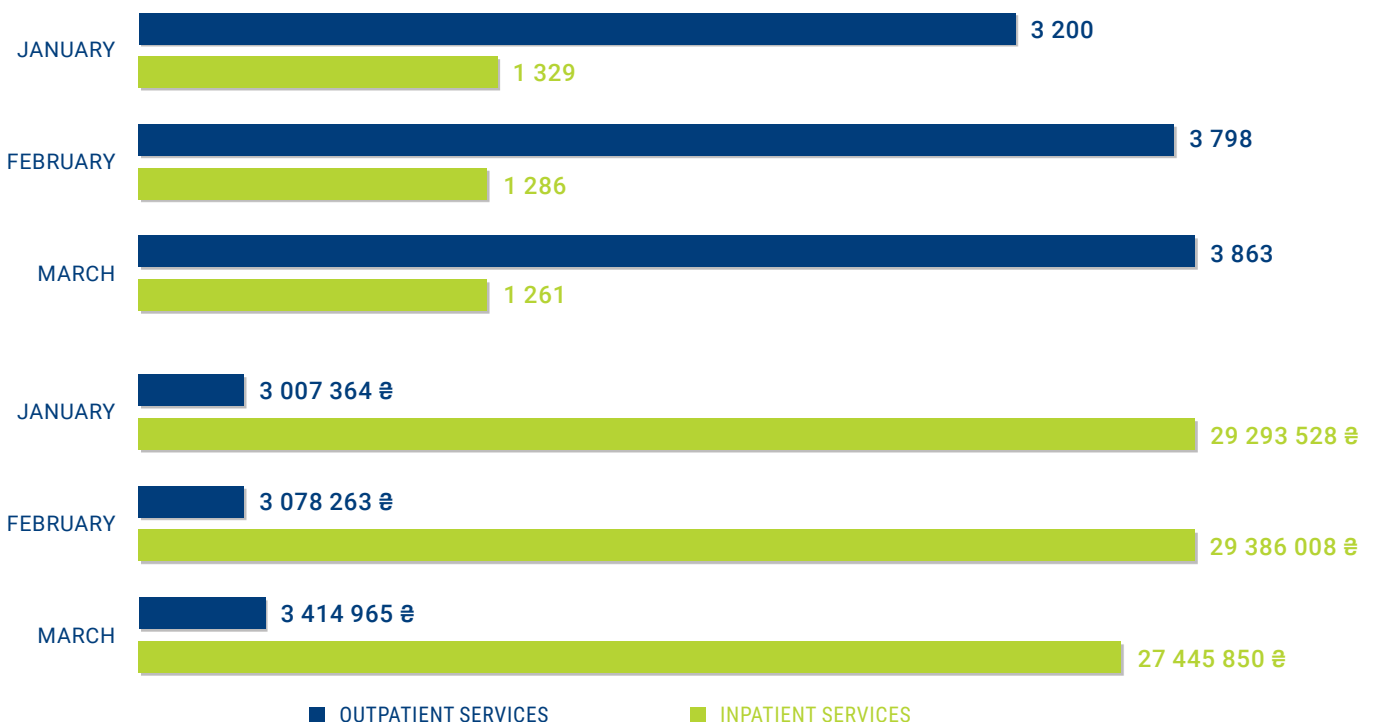
14 737

AMOUNT PAID  
FOR SERVICES PROVIDED

95 625 977 ₴

GROUPS OF SERVICES	PROVIDERS	SERVICES PROVIDED	AMOUNT PAID
<b>OUTPATIENT SERVICES</b>	<b>32</b>	<b>10 861</b>	<b>9 500 592 ₴</b>
Bronchoscopy	8	282	466 541 ₴
Hysteroscopy	17	893	2 572 935 ₴
Esophagogastroduodenoscopy	28	4 123	3 928 707 ₴
Colonoscopy	18	1 029	1 387 056 ₴
Mammography	4	4 443	1 058 880 ₴
Cystoscopy	9	91	86 473 ₴
<b>INPATIENT SERVICES</b>	<b>20</b>	<b>3 876</b>	<b>86 125 385 ₴</b>
Health care for newborns in complicated neonatal cases	3	347	15 901 805 ₴
Health care for acute myocardial infarction	2	271	10 453 195 ₴
Health care for acute cerebral stroke	9	1 378	28 735 064 ₴
Health care at childbirth	16	1 880	31 035 321 ₴

## NUMBER OF AND AMOUNT PAID FOR SERVICES BY MONTH



By the place of registration of service providers.

## PAYMENTS TO HEALTH CARE PROVIDERS

### ► BY PROPERTY STATUS

PROPERTY STATUS	AMOUNT PAID	NUMBER OF PROVIDERS
MUNICIPAL	1 696 316 982 ₴	116
PRIVATE (WITHOUT PE)	14 523 978 ₴	18
PE	19 983 017 ₴	40

### ► BY TYPE OF CARE

EMERGENCY	120 443 279 ₴
PRIMARY	271 913 833 ₴
SPECIALIZED	1 338 466 866 ₴

### ► TOTAL AMOUNT PAID

1 730 823 978 ₴

### ► BREAKDOWN OF PAYMENTS BY TYPE OF CARE

NUMBER OF PATIENTS WHO RECEIVED SERVICES

584 574

TYPE OF CARE	NUMBER OF PROVIDERS	NUMBER OF PATIENTS WHO RECEIVED SERVICES	AMOUNT PAID
General outpatient services	54	303 062	187 409 289 ₴
Screening for the early detection of neoplasms	32	10 083	9 500 592 ₴
Dialysis	1	301	16 753 127 ₴
Assistive reproductive technologies	---	---	---
Emergency care <sup>1</sup>	1	---	120 443 279 ₴
Delivery of care in special conditions <sup>2</sup>	8	---	25 284 240 ₴
Staff retention <sup>3</sup>	51	---	6 194 022 ₴
TB treatment	47	607	9 738 308 ₴
Health care for people with HIV	7	2 266	2 163 137 ₴
Rehabilitation	20	4 381	68 329 330 ₴
Oncology	3	3 684	81 779 838 ₴
Palliative care	82	3 106	64 589 077 ₴
Primary health care	120	476 265	271 913 833 ₴
Priority inpatient services	20	3 842	86 125 385 ₴
Mental health care	59	7 599	47 573 691 ₴
Special tests	4	311	483 968 ₴
General inpatient services	44	66 755	723 887 478 ₴
Dental care	23	19 950	3 436 290 ₴
Transplantation	1	8	5 219 095 ₴

Payment for health services is based on <sup>1</sup>the population of the region, <sup>2</sup>the preparedness of the facility to provide care, and <sup>3</sup>availability of staff at the facility within the global budget.

By the place of registration of service providers.

## REHABILITATION

### ► PROVISION OF SERVICES UNDER PMG REHABILITATION CONTRACTS

NUMBER OF PROVIDERS	NUMBER OF PATIENTS WHO RECEIVED SERVICES	AMOUNT PAID
20	4 381	68 329 330 ₴


### ► PAYMENTS TO HEALTH CARE PROVIDERS UNDER PMG

#### BY PROVIDER PROPERTY STATUS

PROPERTY STATUS	AMOUNT PAID	NUMBER OF PROVIDERS
MUNICIPAL	60 615 235 ₴	16
PRIVATE (WITHOUT PE)	7 714 095 ₴	4

GROUP OF SERVICES	NUMBER OF PROVIDERS	NUMBER OF PATIENTS WHO RECEIVED SERVICES	AMOUNT PAID
Rehabilitation for babies born prematurely and/or sick during the first three years of life	5	98	1 017 080 ₴
Inpatient rehabilitation for adults and children	16	2 244	46 061 770 ₴
Outpatient rehabilitation for adults and children	18	2 070	21 250 480 ₴

### ► NUMBER OF PATIENTS TREATED BY MONTH



By the place of registration of service providers.



DECLARATIONS SUBMITTED TO PHC PHYSICIANS

CURRENT  
POPULATION

1 021 356

NUMBER OF SUBMITTED  
DECLARATIONS

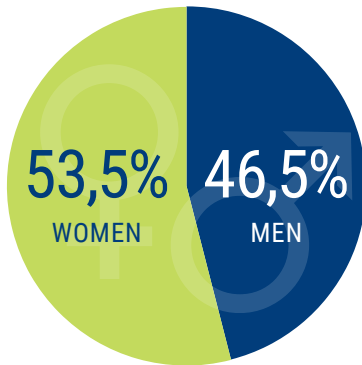
929 878

POPULATION  
WITH DECLARATIONS

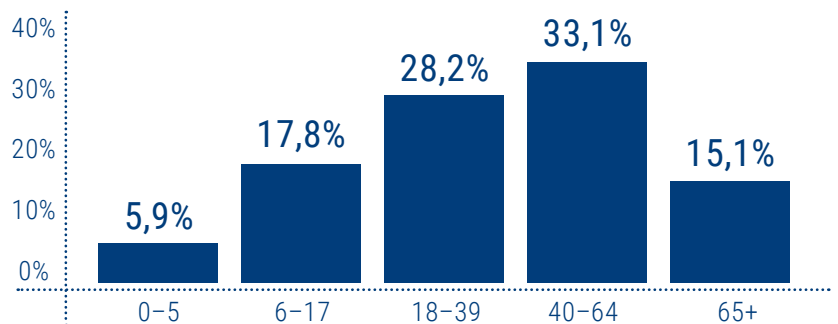
91,0%

BREAKDOWN OF DECLARATIONS

► BY PATIENT'S GENDER



► BY PATIENT'S AGE



► BY DOCTOR'S SPECIALTY



► BY PROVIDER PROPERTY STATUS

MUNICIPAL	814 306
PRIVATE (WITHOUT PE)	75 415
PE	40 157
<b>TOTAL</b>	<b>929 878</b>

DOCTOR'S SPECIALTY	NUMBER OF DOCTORS	NUMBER OF DOCTORS WITH OPS*	% WITH OPS*
PEDIATRICIAN	146	57	39,0%
FAMILY PHYSICIAN	515	130	25,2%
THERAPIST	84	6	7,1%
<b>TOTAL</b>	<b>745</b>	<b>193</b>	<b>25,9%</b>

\*OPS – optimal practice size

## TREATED CASES BY PRIORITY GROUPS OF SERVICES

NUMBER OF PROVIDERS  
THAT PROVIDED SERVICES

24

SERVICES  
PROVIDED

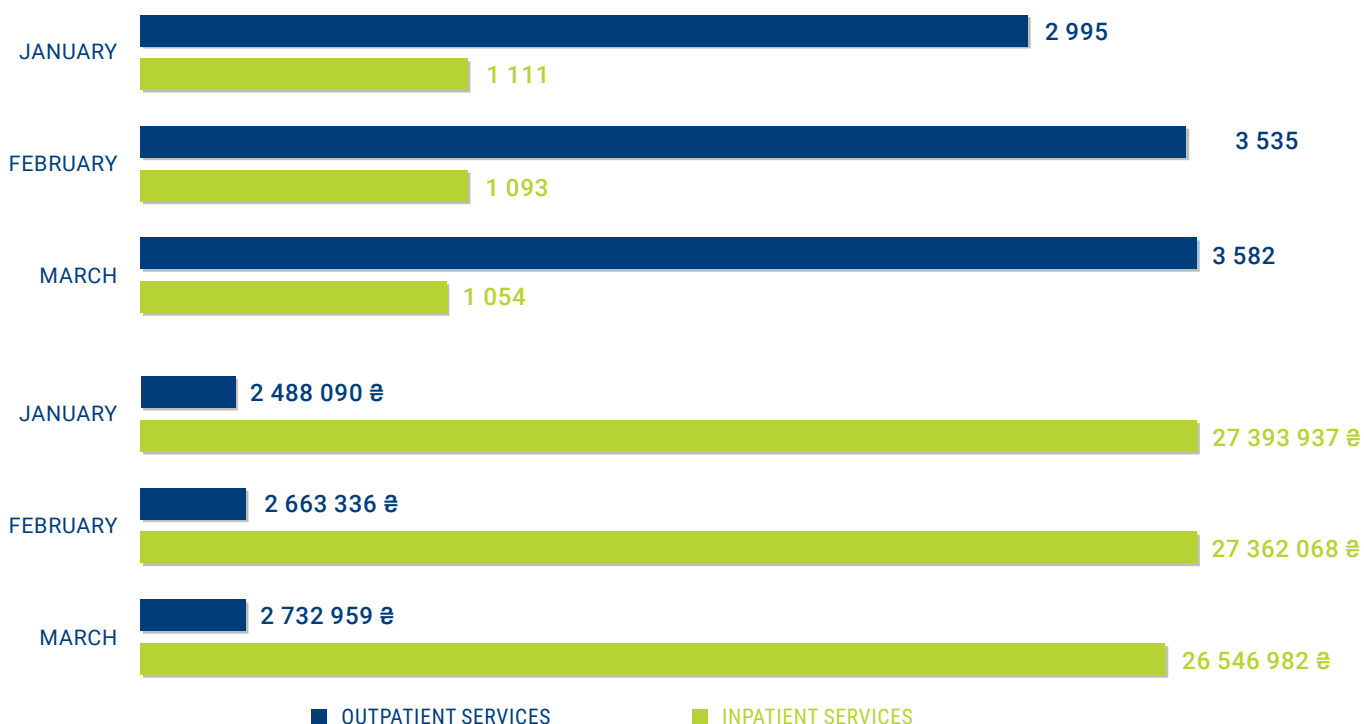
13 370

AMOUNT PAID  
FOR SERVICES PROVIDED

89 187 372 ₴

GROUPS OF SERVICES	PROVIDERS	SERVICES PROVIDED	AMOUNT PAID
<b>OUTPATIENT SERVICES</b>	<b>22</b>	<b>10 112</b>	<b>7 884 385 ₴</b>
Bronchoscopy	7	86	86 492 ₴
Hysteroscopy	14	396	1 290 999 ₴
Esophagogastroduodenoscopy	20	3 848	3 989 344 ₴
Colonoscopy	17	880	1 182 483 ₴
Mammography	8	4 673	1 119 120 ₴
Cystoscopy	7	229	215 947 ₴
<b>INPATIENT SERVICES</b>	<b>13</b>	<b>3 258</b>	<b>81 302 987 ₴</b>
Health care for newborns in complicated neonatal cases	2	336	17 582 070 ₴
Health care for acute myocardial infarction	3	238	8 895 930 ₴
Health care for acute cerebral stroke	7	896	23 838 131 ₴
Health care at childbirth	11	1 788	30 986 856 ₴

## NUMBER OF AND AMOUNT PAID FOR SERVICES BY MONTH



By the place of registration of service providers.

## PAYMENTS TO HEALTH CARE PROVIDERS

### ► BY PROPERTY STATUS

PROPERTY STATUS	AMOUNT PAID	NUMBER OF PROVIDERS
MUNICIPAL	1 301 206 255 ₴	57
PRIVATE (WITHOUT PE)	14 245 641 ₴	6
PE	8 946 480 ₴	21

### ► BY TYPE OF CARE

EMERGENCY	77 193 562 ₴
PRIMARY	182 587 257 ₴
SPECIALIZED	1 064 617 557 ₴

### ► TOTAL AMOUNT PAID

1 324 398 376 ₴

### ► BREAKDOWN OF PAYMENTS BY TYPE OF CARE

NUMBER OF PATIENTS WHO RECEIVED SERVICES

430 160

TYPE OF CARE	NUMBER OF PROVIDERS	NUMBER OF PATIENTS WHO RECEIVED SERVICES	AMOUNT PAID
General outpatient services	33	241 656	173 288 342 ₴
Screening for the early detection of neoplasms	22	9 194	7 884 385 ₴
Dialysis	5	255	20 872 552 ₴
Assistive reproductive technologies	---	---	---
Emergency care <sup>1</sup>	1	---	77 193 562 ₴
Delivery of care in special conditions <sup>2</sup>	5	---	15 802 650 ₴
Staff retention <sup>3</sup>	20	---	5 023 473 ₴
TB treatment	17	298	2 481 315 ₴
Health care for people with HIV	6	1 880	1 829 377 ₴
Rehabilitation	16	4 519	66 674 014 ₴
Oncology	3	1 503	49 353 955 ₴
Palliative care	42	2 412	41 411 739 ₴
Primary health care	62	340 560	182 587 257 ₴
Priority inpatient services	13	3 237	81 302 987 ₴
Mental health care	33	6 336	50 057 633 ₴
Special tests	3	730	1 157 384 ₴
General inpatient services	27	47 120	541 830 690 ₴
Dental care	17	19 726	3 922 230 ₴
Transplantation	1	11	1 724 832 ₴

Payment for health services is based on <sup>1</sup>the population of the region, <sup>2</sup>the preparedness of the facility to provide care, and <sup>3</sup>availability of staff at the facility within the global budget.

By the place of registration of service providers.

## REHABILITATION

### ► PROVISION OF SERVICES UNDER PMG REHABILITATION CONTRACTS

NUMBER OF PROVIDERS	NUMBER OF PATIENTS WHO RECEIVED SERVICES	AMOUNT PAID
16	4 519	66 674 014 ₴

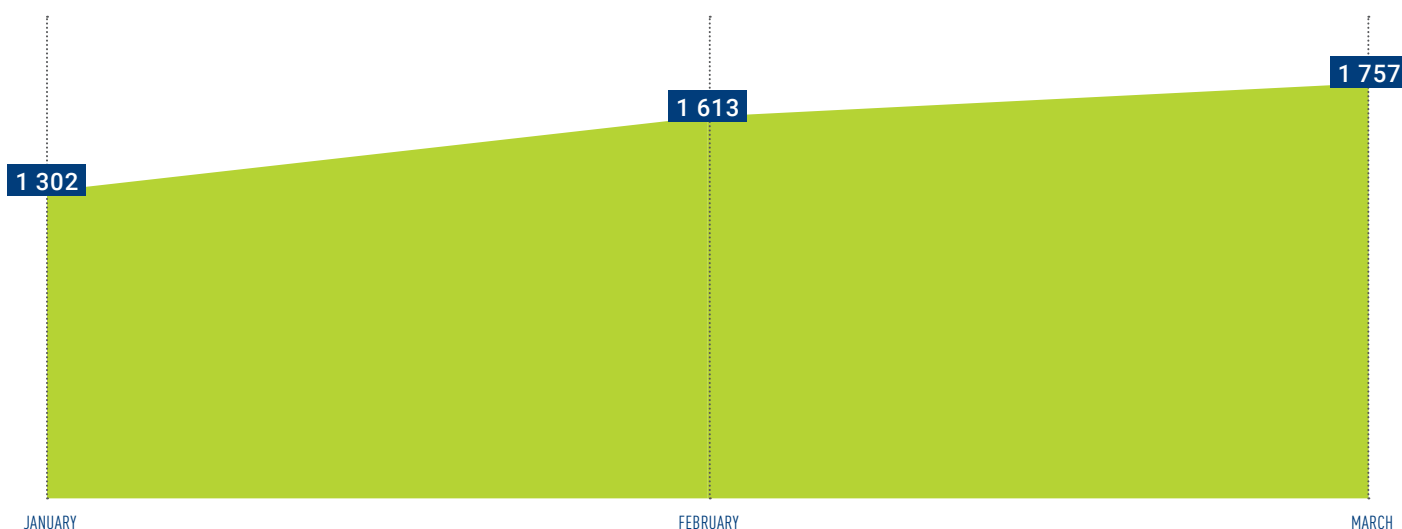
### ► PAYMENTS TO HEALTH CARE PROVIDERS UNDER PMG

#### BY PROVIDER PROPERTY STATUS

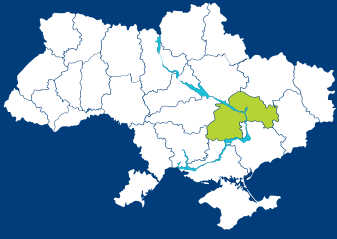
PROPERTY STATUS	AMOUNT PAID	NUMBER OF PROVIDERS
MUNICIPAL	66 674 014 ₴	16

GROUP OF SERVICES	NUMBER OF PROVIDERS	NUMBER OF PATIENTS WHO RECEIVED SERVICES	AMOUNT PAID
Rehabilitation for babies born prematurely and/or sick during the first three years of life	6	253	2 661 720 ₴
Inpatient rehabilitation for adults and children	12	1 705	36 799 994 ₴
Outpatient rehabilitation for adults and children	16	2 593	27 212 300 ₴

### ► NUMBER OF PATIENTS TREATED BY MONTH



By the place of registration of service providers.



# DNIPROPETROVSK

oblast

## PRIMARY AND SPECIALIZED HEALTH CARE

### DECLARATIONS SUBMITTED TO PHC PHYSICIANS

CURRENT POPULATION

3 096 485

NUMBER OF SUBMITTED DECLARATIONS

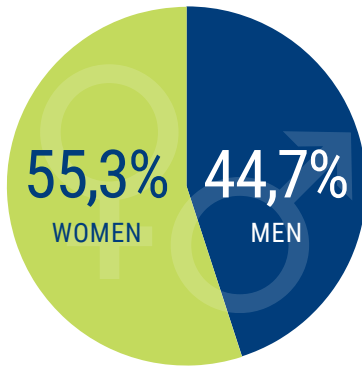
2 759 412

POPULATION WITH DECLARATIONS

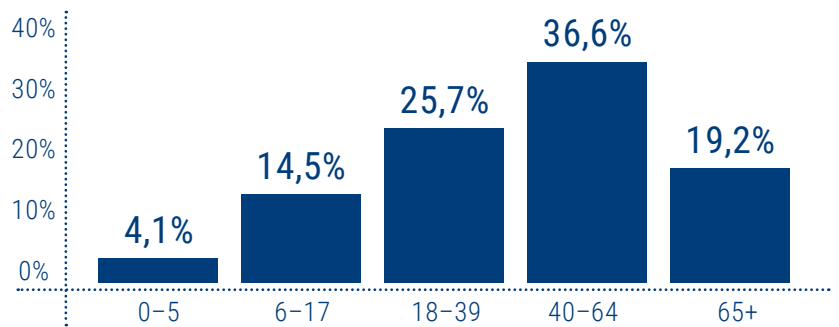
89,1%

### BREAKDOWN OF DECLARATIONS

#### ► BY PATIENT'S GENDER



#### ► BY PATIENT'S AGE



#### ► BY DOCTOR'S SPECIALTY



#### ► BY PROVIDER PROPERTY STATUS

MUNICIPAL	2 287 717
PRIVATE (WITHOUT PE)	205 582
PE	266 108
PUBLIC	5
<b>TOTAL</b>	<b>2 759 412</b>

DOCTOR'S SPECIALTY	NUMBER OF DOCTORS	NUMBER OF DOCTORS WITH OPS*	% WITH OPS*
PEDIATRICIAN	265	64	24,2%
FAMILY PHYSICIAN	1 532	584	38,1%
THERAPIST	227	35	15,4%
<b>TOTAL</b>	<b>2 024</b>	<b>683</b>	<b>33,7%</b>

\*OPS – optimal practice size



## TREATED CASES BY PRIORITY GROUPS OF SERVICES

NUMBER OF PROVIDERS  
THAT PROVIDED SERVICES

66

SERVICES  
PROVIDED

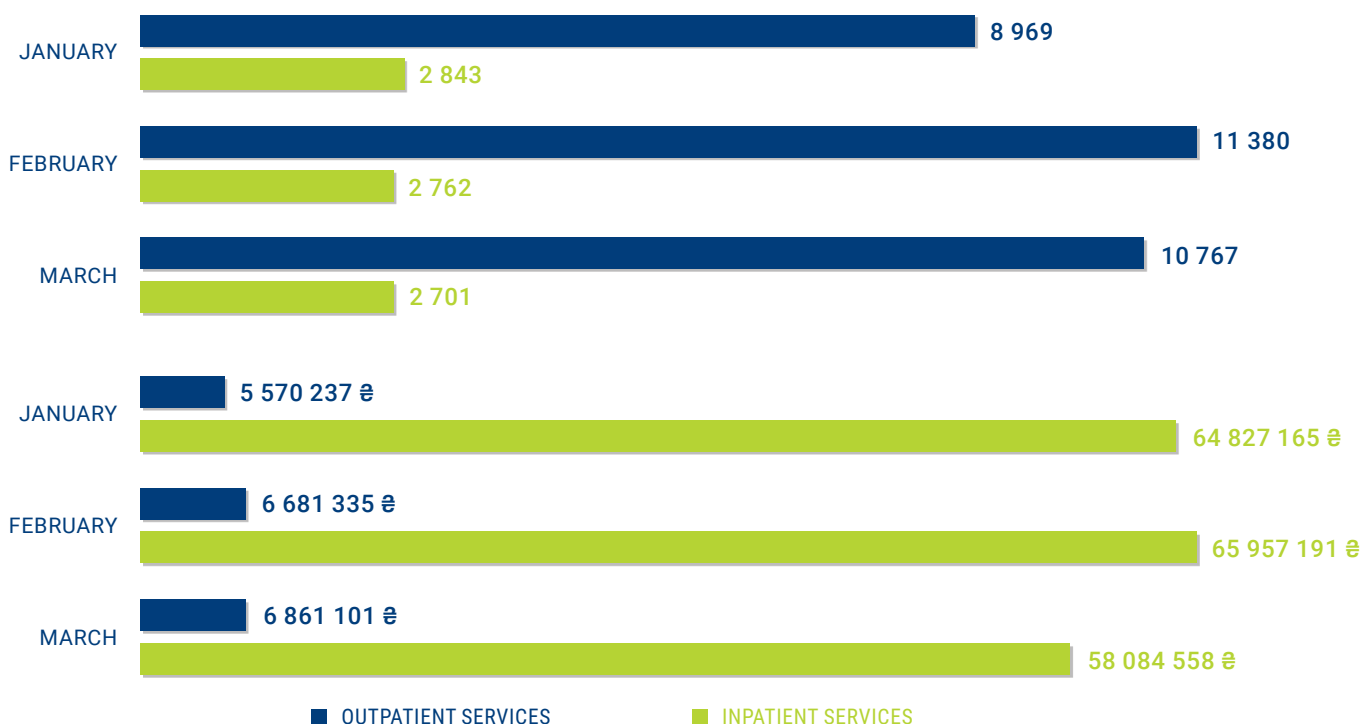
39 422

AMOUNT PAID  
FOR SERVICES PROVIDED

207 981 587 ₴

GROUPS OF SERVICES	PROVIDERS	SERVICES PROVIDED	AMOUNT PAID
<b>OUTPATIENT SERVICES</b>	<b>65</b>	<b>31 116</b>	<b>19 112 673 ₴</b>
Bronchoscopy	15	339	412 543 ₴
Hysteroscopy	24	689	2 061 038 ₴
Esophagogastroduodenoscopy	56	7 235	7 692 292 ₴
Colonoscopy	47	2 511	3 528 135 ₴
Mammography	29	19 398	4 497 360 ₴
Cystoscopy	30	944	921 305 ₴
<b>INPATIENT SERVICES</b>	<b>26</b>	<b>8 306</b>	<b>188 868 914 ₴</b>
Health care for newborns in complicated neonatal cases	6	783	33 371 369 ₴
Health care for acute myocardial infarction	6	874	32 238 083 ₴
Health care for acute cerebral stroke	15	3 163	62 361 995 ₴
Health care at childbirth	16	3 486	60 897 467 ₴

## NUMBER OF AND AMOUNT PAID FOR SERVICES BY MONTH



By the place of registration of service providers.

## PAYMENTS TO HEALTH CARE PROVIDERS

### ► BY PROPERTY STATUS

PROPERTY STATUS	AMOUNT PAID	NUMBER OF PROVIDERS
MUNICIPAL	3 441 820 420 ₴	140
PRIVATE (WITHOUT PE)	126 975 823 ₴	48
PE	48 449 765 ₴	97

### ► BY TYPE OF CARE

EMERGENCY	246 437 453 ₴
PRIMARY	524 966 056 ₴
SPECIALIZED	2 845 842 499 ₴

### ► TOTAL AMOUNT PAID

3 617 246 008 ₴

### ► BREAKDOWN OF PAYMENTS BY TYPE OF CARE

NUMBER OF PATIENTS WHO RECEIVED SERVICES

1 178 301

TYPE OF CARE	NUMBER OF PROVIDERS	NUMBER OF PATIENTS WHO RECEIVED SERVICES	AMOUNT PAID
General outpatient services	94	607 645	460 638 195 ₴
Screening for the early detection of neoplasms	65	29 076	19 112 673 ₴
Dialysis	7	505	43 493 532 ₴
Assistive reproductive technologies	---	1	---
Emergency care <sup>1</sup>	1	---	246 437 453 ₴
Delivery of care in special conditions <sup>2</sup>	21	---	133 357 729 ₴
Staff retention <sup>3</sup>	67	---	17 191 361 ₴
TB treatment	37	1 008	25 197 763 ₴
Health care for people with HIV	32	23 744	21 537 962 ₴
Rehabilitation	39	11 528	172 781 820 ₴
Oncology	10	6 325	142 177 865 ₴
Palliative care	90	4 430	78 262 370 ₴
Primary health care	204	888 045	524 966 056 ₴
Priority inpatient services	26	8 252	188 868 914 ₴
Mental health care	93	26 437	112 938 789 ₴
Special tests	25	11 894	13 764 108 ₴
General inpatient services	60	117 694	1 407 783 548 ₴
Dental care	36	41 261	8 735 870 ₴
Transplantation	---	2	---

Payment for health services is based on <sup>1</sup>the population of the region, <sup>2</sup>the preparedness of the facility to provide care, and <sup>3</sup>availability of staff at the facility within the global budget.

By the place of registration of service providers.

## REHABILITATION

### ► PROVISION OF SERVICES UNDER PMG REHABILITATION CONTRACTS

NUMBER OF PROVIDERS	NUMBER OF PATIENTS WHO RECEIVED SERVICES	AMOUNT PAID
39	11 528	172 781 820 ₴


### ► PAYMENTS TO HEALTH CARE PROVIDERS UNDER PMG

#### BY PROVIDER PROPERTY STATUS

PROPERTY STATUS	AMOUNT PAID	NUMBER OF PROVIDERS
MUNICIPAL	138 744 135 ₴	30
PRIVATE (WITHOUT PE)	34 037 685 ₴	9

GROUP OF SERVICES	NUMBER OF PROVIDERS	NUMBER OF PATIENTS WHO RECEIVED SERVICES	AMOUNT PAID
Rehabilitation for babies born prematurely and/or sick during the first three years of life	13	449	5 290 980 ₴
Inpatient rehabilitation for adults and children	26	4 741	97 799 220 ₴
Outpatient rehabilitation for adults and children	36	6 393	69 691 620 ₴

### ► NUMBER OF PATIENTS TREATED BY MONTH



By the place of registration of service providers.



DECLARATIONS SUBMITTED TO PHC PHYSICIANS

CURRENT  
POPULATION

4 059 372

NUMBER OF SUBMITTED  
DECLARATIONS

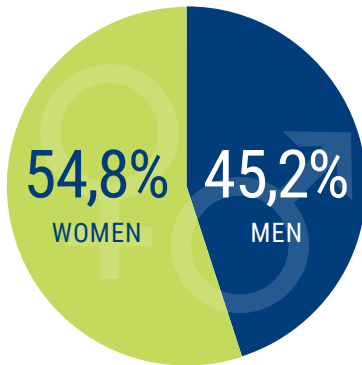
1 025 109

POPULATION  
WITH DECLARATIONS

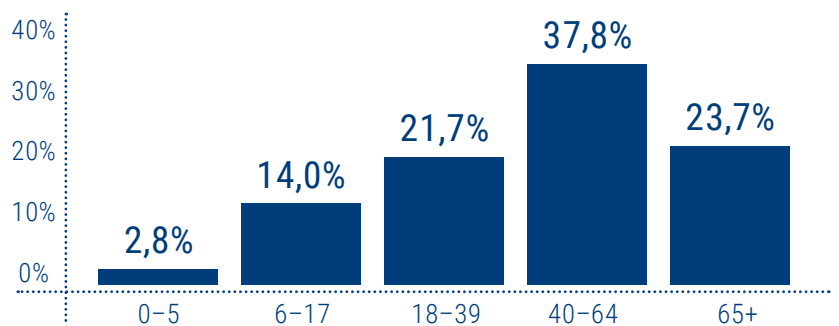
25,3%

BREAKDOWN OF DECLARATIONS

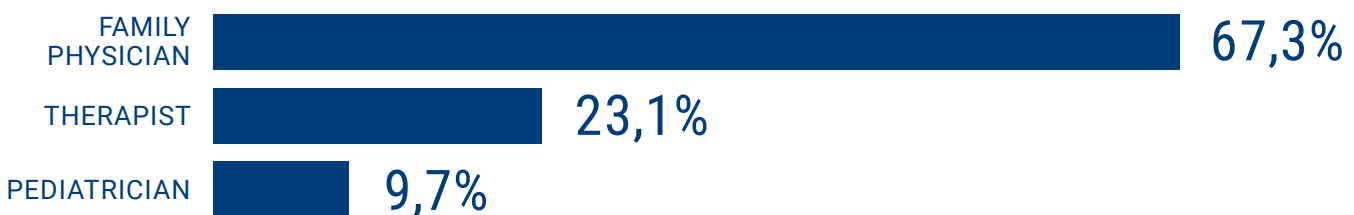
► BY PATIENT'S GENDER



► BY PATIENT'S AGE



► BY DOCTOR'S SPECIALTY



► BY PROVIDER PROPERTY STATUS

MUNICIPAL	1 003 436
PRIVATE (WITHOUT PE)	13 874
PE	7 799
<b>TOTAL</b>	<b>1 025 109</b>

DOCTOR'S SPECIALTY	NUMBER OF DOCTORS	NUMBER OF DOCTORS WITH OPS*	% WITH OPS*
PEDIATRICIAN	163	19	11,7%
FAMILY PHYSICIAN	473	154	32,6%
THERAPIST	171	18	10,5%
<b>TOTAL</b>	<b>807</b>	<b>191</b>	<b>23,7%</b>

\*OPS – optimal practice size

## TREATED CASES BY PRIORITY GROUPS OF SERVICES

NUMBER OF PROVIDERS  
THAT PROVIDED SERVICES

22

SERVICES  
PROVIDED

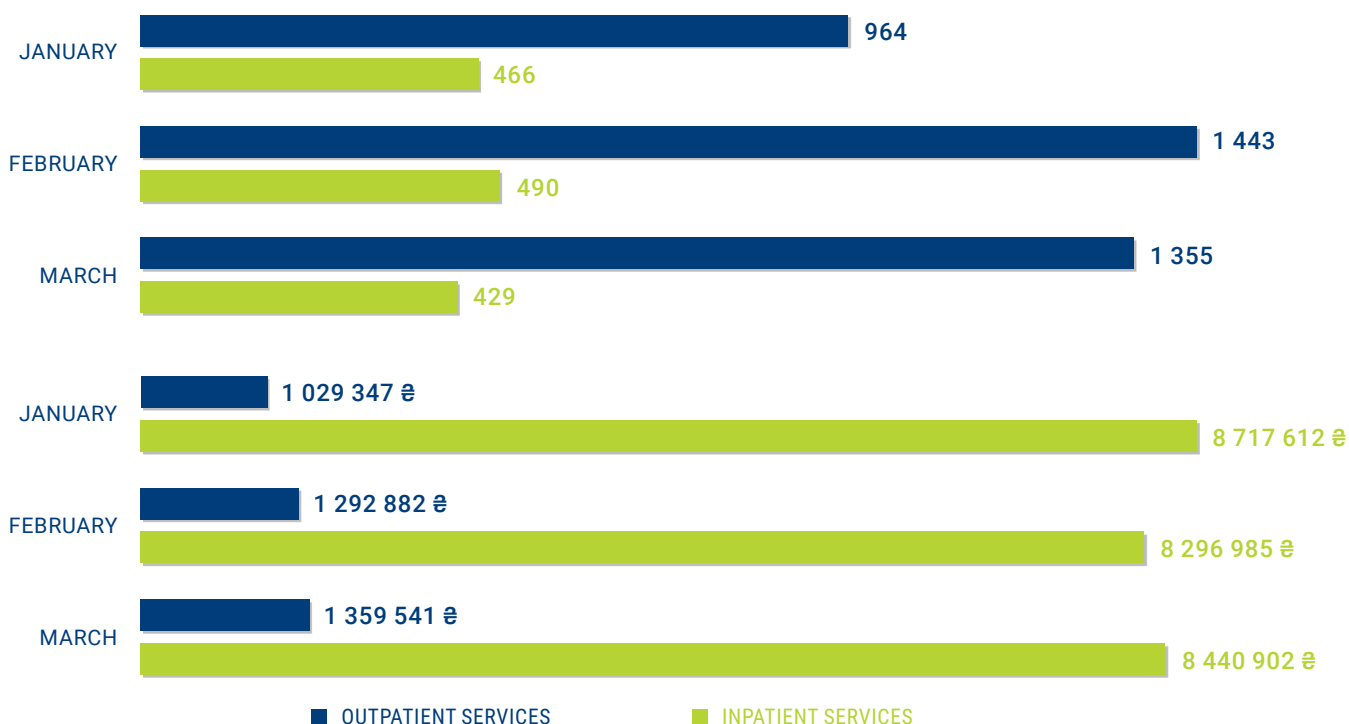
5 147

AMOUNT PAID  
FOR SERVICES PROVIDED

29 137 269 ₴

GROUPS OF SERVICES	PROVIDERS	SERVICES PROVIDED	AMOUNT PAID
<b>OUTPATIENT SERVICES</b>	<b>19</b>	<b>3 762</b>	<b>3 681 770 ₴</b>
Bronchoscopy	1	17	32 895 ₴
Hysteroscopy	10	163	601 595 ₴
Esophagogastroduodenoscopy	13	1 397	1 730 088 ₴
Colonoscopy	10	543	885 225 ₴
Mammography	7	1 568	360 960 ₴
Cystoscopy	6	74	71 007 ₴
<b>INPATIENT SERVICES</b>	<b>9</b>	<b>1 385</b>	<b>25 455 499 ₴</b>
Health care for newborns in complicated neonatal cases	2	114	3 506 753 ₴
Health care for acute myocardial infarction	---	---	---
Health care for acute cerebral stroke	8	962	17 331 961 ₴
Health care at childbirth	4	309	4 616 785 ₴

## NUMBER OF AND AMOUNT PAID FOR SERVICES BY MONTH



By the place of registration of service providers.

## PAYMENTS TO HEALTH CARE PROVIDERS

### ► BY PROPERTY STATUS

PROPERTY STATUS	AMOUNT PAID	NUMBER OF PROVIDERS
MUNICIPAL	662 308 463 ₴	70
PRIVATE (WITHOUT PE)	453 869 ₴	3
PE	1 333 730 ₴	4

### ► BY TYPE OF CARE

EMERGENCY	70 453 937 ₴
PRIMARY	120 073 112 ₴
SPECIALIZED	473 569 013 ₴

### ► TOTAL AMOUNT PAID

664 096 062 ₴

### ► BREAKDOWN OF PAYMENTS BY TYPE OF CARE

NUMBER OF PATIENTS WHO RECEIVED SERVICES

214 664

TYPE OF CARE	NUMBER OF PROVIDERS	NUMBER OF PATIENTS WHO RECEIVED SERVICES	AMOUNT PAID
General outpatient services	21	72 034	36 489 058 ₴
Screening for the early detection of neoplasms	19	3 410	3 681 770 ₴
Dialysis	2	101	6 536 139 ₴
Assistive reproductive technologies	---	---	---
Emergency care <sup>1</sup>	1	---	70 453 937 ₴
Delivery of care in special conditions <sup>2</sup>	29	164	254 631 441 ₴
Staff retention <sup>3</sup>	16	---	1 287 269 ₴
TB treatment	16	167	212 090 ₴
Health care for people with HIV	13	3 981	3 533 295 ₴
Rehabilitation	7	1 962	24 425 733 ₴
Oncology	4	937	22 318 208 ₴
Palliative care	30	980	21 173 206 ₴
Primary health care	33	160 791	120 073 112 ₴
Priority inpatient services	9	1 365	25 455 499 ₴
Mental health care	23	5 300	2 435 243 ₴
Special tests	11	916	1 346 832 ₴
General inpatient services	10	7 942	69 053 020 ₴
Dental care	10	6 545	990 210 ₴
Transplantation	---	---	---

Payment for health services is based on <sup>1</sup>the population of the region, <sup>2</sup>the preparedness of the facility to provide care, and <sup>3</sup>availability of staff at the facility within the global budget.

By the place of registration of service providers.

## REHABILITATION

### ► PROVISION OF SERVICES UNDER PMG REHABILITATION CONTRACTS


NUMBER OF PROVIDERS	NUMBER OF PATIENTS WHO RECEIVED SERVICES	AMOUNT PAID
7	1 962	24 425 733 ₴

### ► PAYMENTS TO HEALTH CARE PROVIDERS UNDER PMG

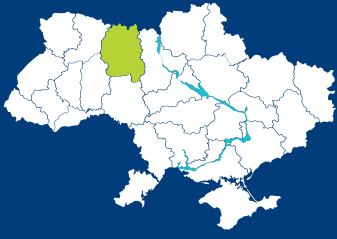
BY PROVIDER PROPERTY STATUS		
PROPERTY STATUS	AMOUNT PAID	NUMBER OF PROVIDERS
MUNICIPAL	24 425 733 ₴	7

GROUP OF SERVICES	NUMBER OF PROVIDERS	NUMBER OF PATIENTS WHO RECEIVED SERVICES	AMOUNT PAID
Rehabilitation for babies born prematurely and/or sick during the first three years of life	1	56	649 200 ₴
Inpatient rehabilitation for adults and children	6	345	7 286 853 ₴
Outpatient rehabilitation for adults and children	7	1 566	16 489 680 ₴

### ► NUMBER OF PATIENTS TREATED BY MONTH



By the place of registration of service providers.

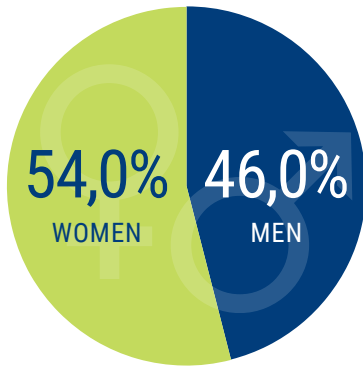


### DECLARATIONS SUBMITTED TO PHC PHYSICIANS

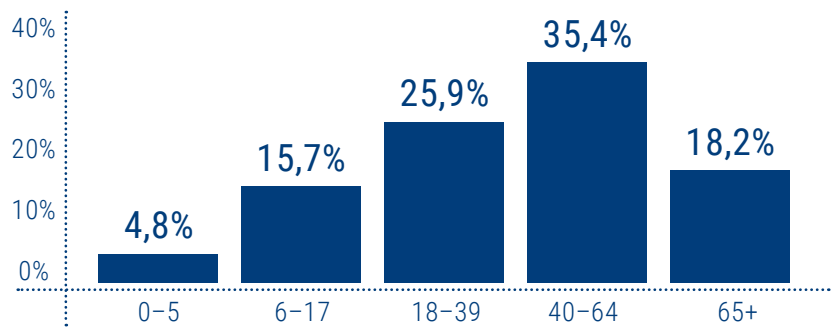
CURRENT POPULATION	NUMBER OF SUBMITTED DECLARATIONS	POPULATION WITH DECLARATIONS
1 179 032	1 064 930	90,3%

### BREAKDOWN OF DECLARATIONS

#### ► BY PATIENT'S GENDER



#### ► BY PATIENT'S AGE



#### ► BY DOCTOR'S SPECIALTY



#### ► BY PROVIDER PROPERTY STATUS

MUNICIPAL	968 703
PRIVATE (WITHOUT PE)	59 554
PE	36 673
<b>TOTAL</b>	<b>1 064 930</b>

DOCTOR'S SPECIALTY	NUMBER OF DOCTORS	NUMBER OF DOCTORS WITH OPS*	% WITH OPS*
PEDIATRICIAN	215	39	18,1%
FAMILY PHYSICIAN	572	150	26,2%
THERAPIST	61	2	3,3%
<b>TOTAL</b>	<b>848</b>	<b>191</b>	<b>22,5%</b>

\*OPS – optimal practice size



## TREATED CASES BY PRIORITY GROUPS OF SERVICES

NUMBER OF PROVIDERS  
THAT PROVIDED SERVICES

31

SERVICES  
PROVIDED

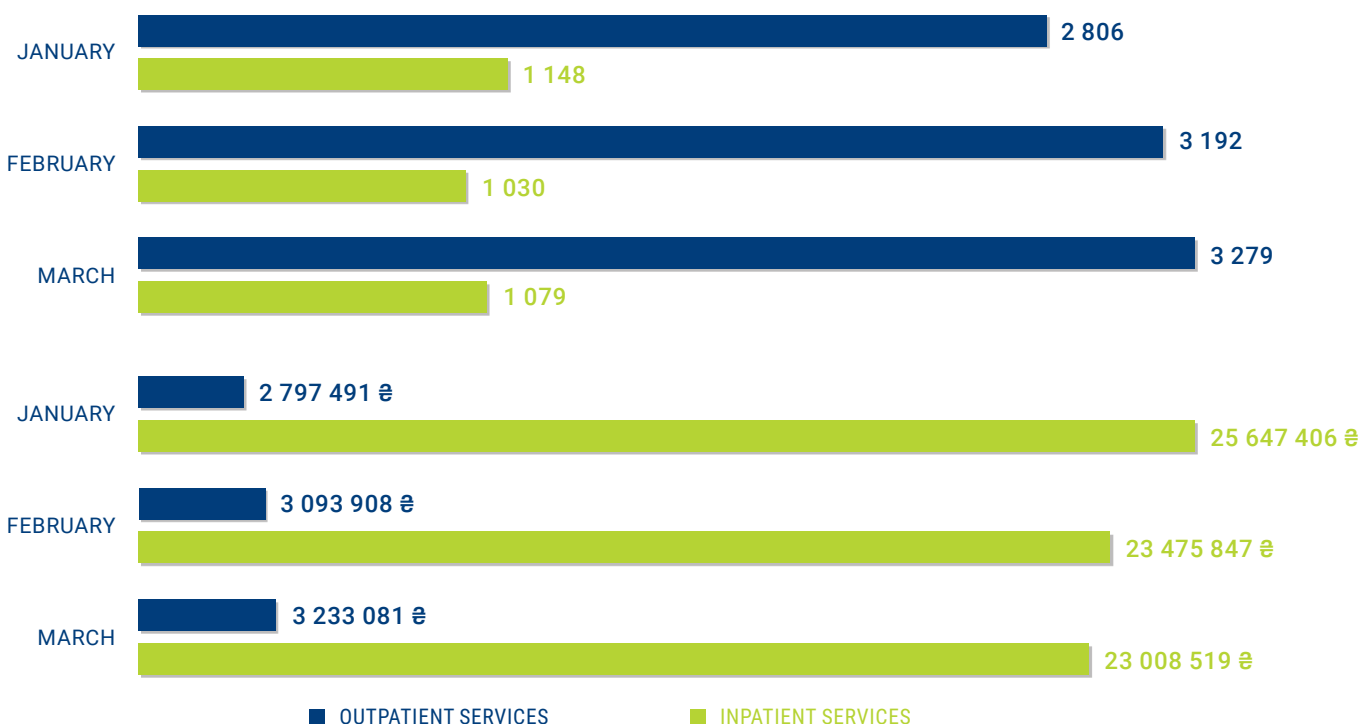
12 534

AMOUNT PAID  
FOR SERVICES PROVIDED

81 256 252 ₴

GROUPS OF SERVICES	PROVIDERS	SERVICES PROVIDED	AMOUNT PAID
<b>OUTPATIENT SERVICES</b>	<b>30</b>	<b>9 277</b>	<b>9 124 480 ₴</b>
Bronchoscopy	11	213	310 369 ₴
Hysteroscopy	17	281	984 088 ₴
Esophagogastroduodenoscopy	27	3 976	4 477 995 ₴
Colonoscopy	24	1 514	2 393 271 ₴
Mammography	5	3 054	732 720 ₴
Cystoscopy	9	239	226 037 ₴
<b>INPATIENT SERVICES</b>	<b>14</b>	<b>3 257</b>	<b>72 131 772 ₴</b>
Health care for newborns in complicated neonatal cases	3	508	12 968 855 ₴
Health care for acute myocardial infarction	4	265	10 665 334 ₴
Health care for acute cerebral stroke	10	986	22 026 088 ₴
Health care at childbirth	9	1 498	26 471 495 ₴

## NUMBER OF AND AMOUNT PAID FOR SERVICES BY MONTH



By the place of registration of service providers.

## PAYMENTS TO HEALTH CARE PROVIDERS

### ► BY PROPERTY STATUS

PROPERTY STATUS	AMOUNT PAID	NUMBER OF PROVIDERS
MUNICIPAL	1 297 507 538 ₴	94
PRIVATE (WITHOUT PE)	20 303 643 ₴	15
PE	14 731 754 ₴	16

### ► BY TYPE OF CARE

EMERGENCY	88 781 884 ₴
PRIMARY	215 315 233 ₴
SPECIALIZED	1 028 445 819 ₴

### ► TOTAL AMOUNT PAID

1 332 542 936 ₴

### ► BREAKDOWN OF PAYMENTS BY TYPE OF CARE

NUMBER OF PATIENTS WHO RECEIVED SERVICES

506 580

TYPE OF CARE	NUMBER OF PROVIDERS	NUMBER OF PATIENTS WHO RECEIVED SERVICES	AMOUNT PAID
General outpatient services	40	271 713	169 854 501 ₴
Screening for the early detection of neoplasms	30	8 199	9 124 480 ₴
Dialysis	2	253	19 659 881 ₴
Assistive reproductive technologies	---	---	---
Emergency care <sup>1</sup>	1	---	88 781 884 ₴
Delivery of care in special conditions <sup>2</sup>	6	---	16 618 271 ₴
Staff retention <sup>3</sup>	37	---	4 801 248 ₴
TB treatment	22	438	8 658 731 ₴
Health care for people with HIV	5	2 459	2 374 167 ₴
Rehabilitation	18	2 553	39 455 680 ₴
Oncology	5	2 568	58 932 271 ₴
Palliative care	44	1 103	21 910 108 ₴
Primary health care	87	403 485	215 315 233 ₴
Priority inpatient services	14	3 232	72 131 772 ₴
Mental health care	49	6 959	58 863 400 ₴
Special tests	1	319	493 520 ₴
General inpatient services	35	56 981	540 946 679 ₴
Dental care	26	30 380	4 621 110 ₴
Transplantation	---	---	---

Payment for health services is based on <sup>1</sup>the population of the region, <sup>2</sup>the preparedness of the facility to provide care, and <sup>3</sup>availability of staff at the facility within the global budget.

By the place of registration of service providers.

## REHABILITATION

### ► PROVISION OF SERVICES UNDER PMG REHABILITATION CONTRACTS


NUMBER OF PROVIDERS	NUMBER OF PATIENTS WHO RECEIVED SERVICES	AMOUNT PAID
18	2 553	39 455 680 ₴

### ► PAYMENTS TO HEALTH CARE PROVIDERS UNDER PMG

BY PROVIDER PROPERTY STATUS		
PROPERTY STATUS	AMOUNT PAID	NUMBER OF PROVIDERS
MUNICIPAL	38 222 200 ₴	17
PRIVATE (WITHOUT PE)	1 233 480 ₴	1

GROUP OF SERVICES	NUMBER OF PROVIDERS	NUMBER OF PATIENTS WHO RECEIVED SERVICES	AMOUNT PAID
Rehabilitation for babies born prematurely and/or sick during the first three years of life	4	109	1 244 300 ₴
Inpatient rehabilitation for adults and children	13	1 264	25 865 760 ₴
Outpatient rehabilitation for adults and children	16	1 189	12 345 620 ₴

### ► NUMBER OF PATIENTS TREATED BY MONTH



By the place of registration of service providers.



### DECLARATIONS SUBMITTED TO PHC PHYSICIANS

CURRENT POPULATION

1 244 476

NUMBER OF SUBMITTED DECLARATIONS

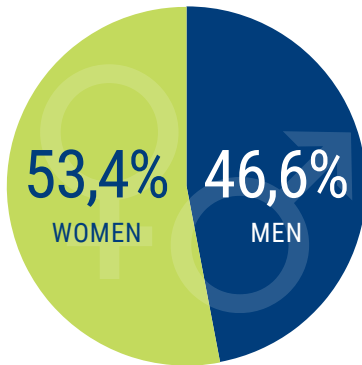
1 141 903

POPULATION WITH DECLARATIONS

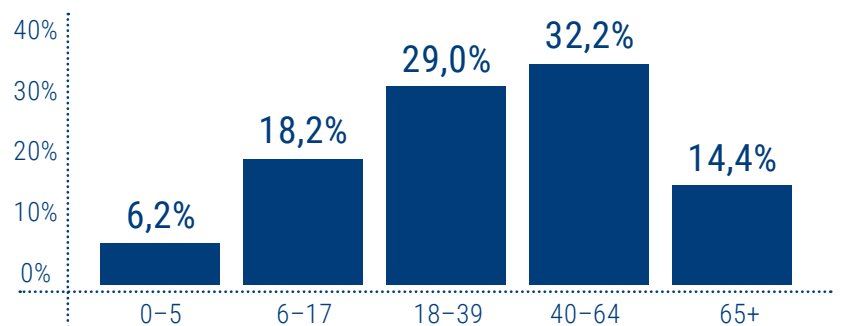
91,8%

### BREAKDOWN OF DECLARATIONS

#### ► BY PATIENT'S GENDER



#### ► BY PATIENT'S AGE



#### ► BY DOCTOR'S SPECIALTY



#### ► BY PROVIDER PROPERTY STATUS

MUNICIPAL	1 031 866
PRIVATE (WITHOUT PE)	45 341
PE	64 696
<b>TOTAL</b>	<b>1 141 903</b>

DOCTOR'S SPECIALTY	NUMBER OF DOCTORS	NUMBER OF DOCTORS WITH OPS*	% WITH OPS*
PEDIATRICIAN	86	19	22,1%
FAMILY PHYSICIAN	745	227	30,5%
THERAPIST	61	5	8,2%
<b>TOTAL</b>	<b>892</b>	<b>251</b>	<b>28,1%</b>

\*OPS – optimal practice size

## TREATED CASES BY PRIORITY GROUPS OF SERVICES

NUMBER OF PROVIDERS  
THAT PROVIDED SERVICES

22

SERVICES  
PROVIDED

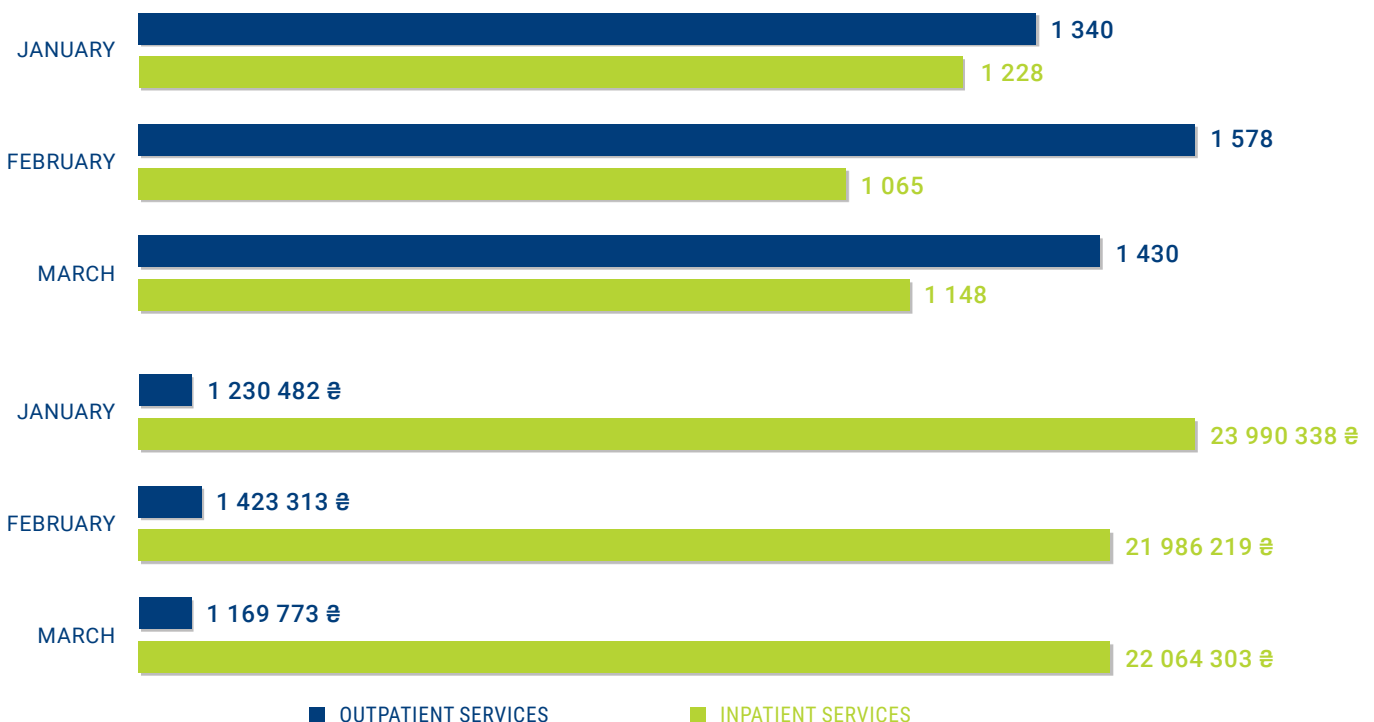
7 789

AMOUNT PAID  
FOR SERVICES PROVIDED

71 864 429 ₴

GROUPS OF SERVICES	PROVIDERS	SERVICES PROVIDED	AMOUNT PAID
<b>OUTPATIENT SERVICES</b>	<b>17</b>	<b>4 348</b>	<b>3 823 568 ₴</b>
Bronchoscopy	8	220	302 962 ₴
Hysteroscopy	7	140	446 508 ₴
Esophagogastroduodenoscopy	15	1 587	1 550 736 ₴
Colonoscopy	15	800	1 051 281 ₴
Mammography	7	1 474	352 320 ₴
Cystoscopy	7	127	119 761 ₴
<b>INPATIENT SERVICES</b>	<b>16</b>	<b>3 441</b>	<b>68 040 861 ₴</b>
Health care for newborns in complicated neonatal cases	3	285	11 365 109 ₴
Health care for acute myocardial infarction	3	225	8 702 670 ₴
Health care for acute cerebral stroke	9	895	16 224 782 ₴
Health care at childbirth	11	2 036	31 748 300 ₴

## NUMBER OF AND AMOUNT PAID FOR SERVICES BY MONTH



By the place of registration of service providers.

## PAYMENTS TO HEALTH CARE PROVIDERS

### ► BY PROPERTY STATUS

PROPERTY STATUS	AMOUNT PAID	NUMBER OF PROVIDERS
MUNICIPAL	1 120 355 698 ₴	74
PRIVATE (WITHOUT PE)	10 998 471 ₴	23
PE	13 806 327 ₴	43

### ► BY TYPE OF CARE

EMERGENCY	99 786 859 ₴
PRIMARY	232 594 045 ₴
SPECIALIZED	812 779 593 ₴

### ► TOTAL AMOUNT PAID

1 145 160 496 ₴

### ► BREAKDOWN OF PAYMENTS BY TYPE OF CARE

NUMBER OF PATIENTS WHO RECEIVED SERVICES

439 509

TYPE OF CARE	NUMBER OF PROVIDERS	NUMBER OF PATIENTS WHO RECEIVED SERVICES	AMOUNT PAID
General outpatient services	43	186 993	112 604 635 ₴
Screening for the early detection of neoplasms	17	3 962	3 823 568 ₴
Dialysis	2	252	20 488 606 ₴
Assistive reproductive technologies	---	---	---
Emergency care <sup>1</sup>	1	---	99 786 859 ₴
Delivery of care in special conditions <sup>2</sup>	7	---	22 123 710 ₴
Staff retention <sup>3</sup>	29	---	6 744 674 ₴
TB treatment	21	532	11 594 167 ₴
Health care for people with HIV	5	860	806 958 ₴
Rehabilitation	15	1 713	24 533 808 ₴
Oncology	6	1 937	48 602 266 ₴
Palliative care	44	796	15 932 234 ₴
Primary health care	105	366 280	232 594 045 ₴
Priority inpatient services	16	3 414	68 040 861 ₴
Mental health care	34	3 682	26 507 745 ₴
Special tests	10	949	1 464 640 ₴
General inpatient services	29	42 686	446 608 718 ₴
Dental care	17	11 222	2 903 004 ₴
Transplantation	---	---	---

Payment for health services is based on <sup>1</sup>the population of the region, <sup>2</sup>the preparedness of the facility to provide care, and <sup>3</sup>availability of staff at the facility within the global budget.

By the place of registration of service providers.

## REHABILITATION

### ► PROVISION OF SERVICES UNDER PMG REHABILITATION CONTRACTS

NUMBER OF PROVIDERS	NUMBER OF PATIENTS WHO RECEIVED SERVICES	AMOUNT PAID
15	1 713	24 533 808 ₴


### ► PAYMENTS TO HEALTH CARE PROVIDERS UNDER PMG

#### BY PROVIDER PROPERTY STATUS

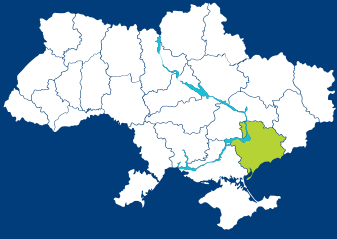
PROPERTY STATUS	AMOUNT PAID	NUMBER OF PROVIDERS
MUNICIPAL	23 517 099 ₴	11
PRIVATE (WITHOUT PE)	1 016 709 ₴	4

GROUP OF SERVICES	NUMBER OF PROVIDERS	NUMBER OF PATIENTS WHO RECEIVED SERVICES	AMOUNT PAID
Rehabilitation for babies born prematurely and/or sick during the first three years of life	6	163	1 925 960 ₴
Inpatient rehabilitation for adults and children	8	687	14 330 548 ₴
Outpatient rehabilitation for adults and children	15	868	8 277 300 ₴

### ► NUMBER OF PATIENTS TREATED BY MONTH



By the place of registration of service providers.



# ZAPORIZHZHIA

oblast

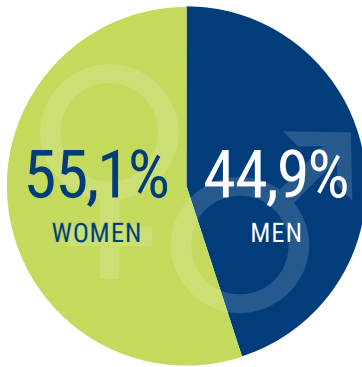
## PRIMARY AND SPECIALIZED HEALTH CARE

### DECLARATIONS SUBMITTED TO PHC PHYSICIANS

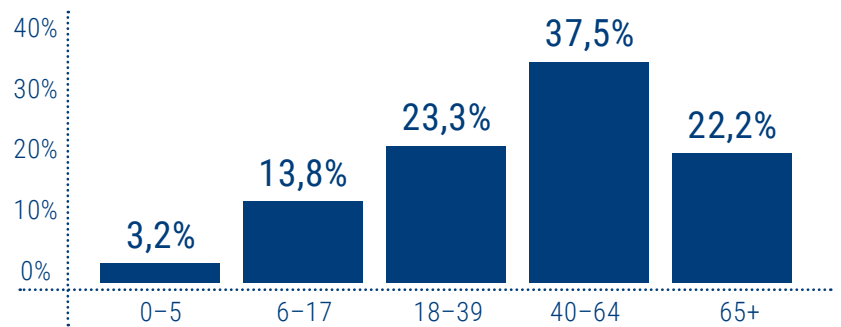
CURRENT POPULATION	NUMBER OF SUBMITTED DECLARATIONS	POPULATION WITH DECLARATIONS
1 638 462	1 239 056	75,6%

### BREAKDOWN OF DECLARATIONS

#### ► BY PATIENT'S GENDER



#### ► BY PATIENT'S AGE



#### ► BY DOCTOR'S SPECIALTY



#### ► BY PROVIDER PROPERTY STATUS

MUNICIPAL	1 018 043
PRIVATE (WITHOUT PE)	136 136
PE	84 877
<b>TOTAL</b>	<b>1 239 056</b>

DOCTOR'S SPECIALTY	NUMBER OF DOCTORS	NUMBER OF DOCTORS WITH OPS*	% WITH OPS*
PEDIATRICIAN	248	22	8,9%
FAMILY PHYSICIAN	761	103	13,5%
THERAPIST	126	6	4,8%
<b>TOTAL</b>	<b>1 135</b>	<b>131</b>	<b>11,5%</b>

\*OPS – optimal practice size



## TREATED CASES BY PRIORITY GROUPS OF SERVICES

NUMBER OF PROVIDERS  
THAT PROVIDED SERVICES

28

SERVICES  
PROVIDED

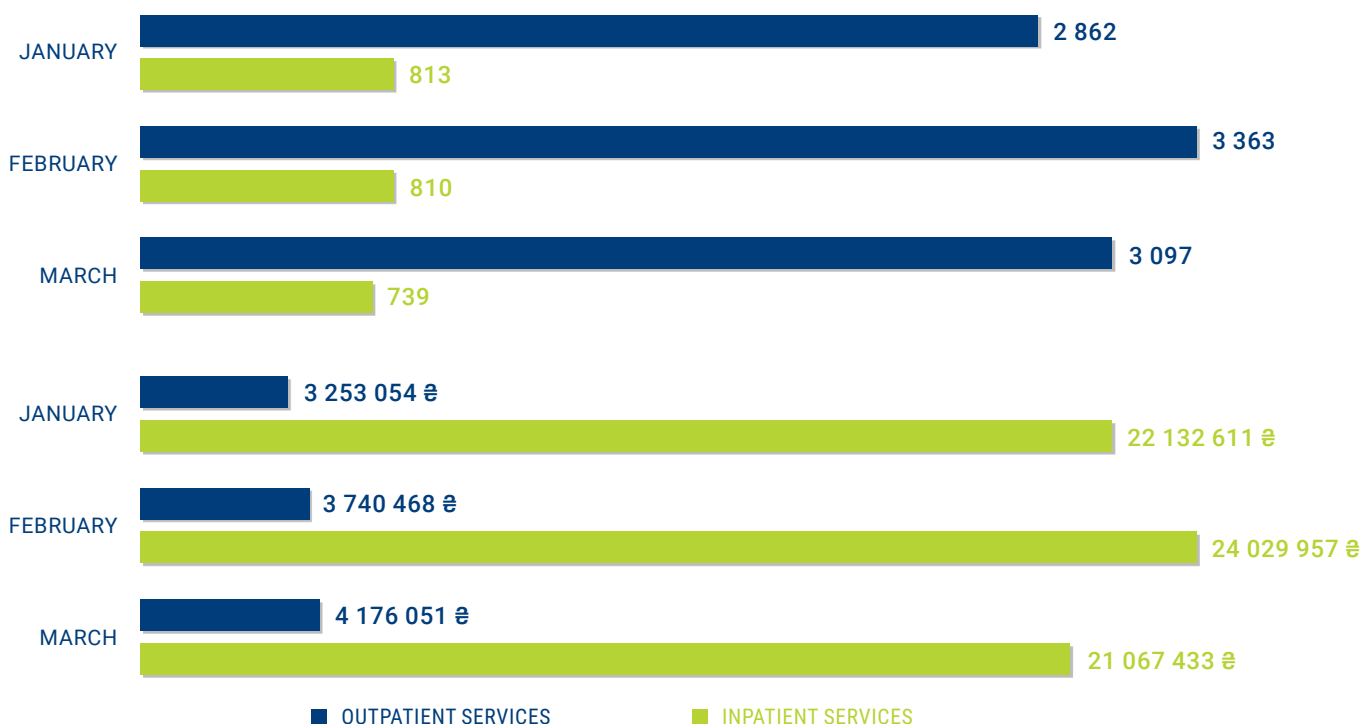
11 684

AMOUNT PAID  
FOR SERVICES PROVIDED

78 399 574 ₴

GROUPS OF SERVICES	PROVIDERS	SERVICES PROVIDED	AMOUNT PAID
<b>OUTPATIENT SERVICES</b>	<b>25</b>	<b>9 322</b>	<b>11 169 573 ₴</b>
Bronchoscopy	6	306	438 979 ₴
Hysteroscopy	13	935	3 231 449 ₴
Esophagogastroduodenoscopy	18	2 606	3 280 099 ₴
Colonoscopy	16	1 648	2 773 557 ₴
Mammography	7	3 380	806 640 ₴
Cystoscopy	12	447	638 849 ₴
<b>INPATIENT SERVICES</b>	<b>11</b>	<b>2 362</b>	<b>67 230 001 ₴</b>
Health care for newborns in complicated neonatal cases	5	274	12 218 605 ₴
Health care for acute myocardial infarction	3	343	12 601 603 ₴
Health care for acute cerebral stroke	4	998	27 342 491 ₴
Health care at childbirth	4	747	15 067 302 ₴

## NUMBER OF AND AMOUNT PAID FOR SERVICES BY MONTH



By the place of registration of service providers.

## PAYMENTS TO HEALTH CARE PROVIDERS

### ► BY PROPERTY STATUS

PROPERTY STATUS	AMOUNT PAID	NUMBER OF PROVIDERS
MUNICIPAL	1 235 442 495 ₴	53
PRIVATE (WITHOUT PE)	129 512 453 ₴	19
PE	11 795 708 ₴	24

### ► BY TYPE OF CARE

EMERGENCY	66 549 547 ₴
PRIMARY	142 896 906 ₴
SPECIALIZED	1 167 304 202 ₴

### ► TOTAL AMOUNT PAID

1 376 750 656 ₴

### ► BREAKDOWN OF PAYMENTS BY TYPE OF CARE

NUMBER OF PATIENTS WHO RECEIVED SERVICES

294 235

TYPE OF CARE	NUMBER OF PROVIDERS	NUMBER OF PATIENTS WHO RECEIVED SERVICES	AMOUNT PAID
General outpatient services	28	158 452	162 075 457 ₴
Screening for the early detection of neoplasms	25	8 107	11 169 573 ₴
Dialysis	3	252	20 234 352 ₴
Assistive reproductive technologies	---	---	---
Emergency care <sup>1</sup>	1	---	66 549 547 ₴
Delivery of care in special conditions <sup>2</sup>	19	193	268 215 238 ₴
Staff retention <sup>3</sup>	26	---	8 363 516 ₴
TB treatment	7	17	14 404 ₴
Health care for people with HIV	4	2 310	2 195 184 ₴
Rehabilitation	16	3 967	55 516 019 ₴
Oncology	5	1 445	46 161 760 ₴
Palliative care	28	517	8 522 855 ₴
Primary health care	62	219 037	142 896 906 ₴
Priority inpatient services	11	2 324	67 230 001 ₴
Mental health care	26	2 513	3 539 575 ₴
Special tests	1	325	483 968 ₴
General inpatient services	24	30 749	512 665 699 ₴
Dental care	6	3 163	902 850 ₴
Transplantation	1	4	13 751 ₴

Payment for health services is based on <sup>1</sup>the population of the region, <sup>2</sup>the preparedness of the facility to provide care, and <sup>3</sup>availability of staff at the facility within the global budget.

By the place of registration of service providers.

## REHABILITATION

### ► PROVISION OF SERVICES UNDER PMG REHABILITATION CONTRACTS

NUMBER OF PROVIDERS	NUMBER OF PATIENTS WHO RECEIVED SERVICES	AMOUNT PAID
16	3 967	55 516 019 ₴

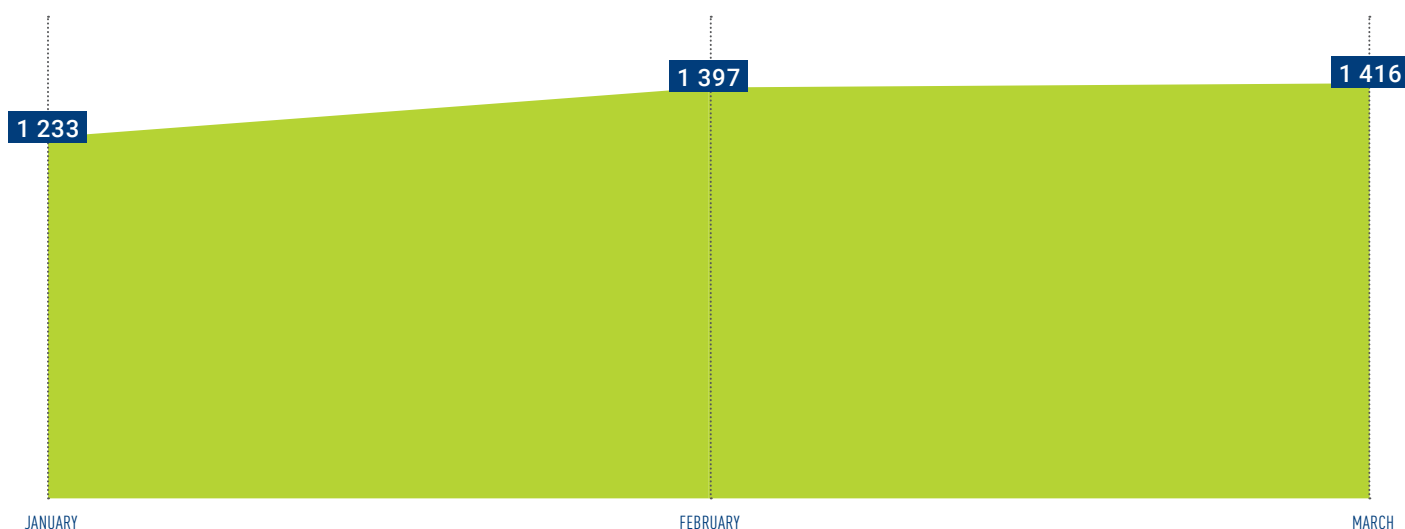
### ► PAYMENTS TO HEALTH CARE PROVIDERS UNDER PMG

#### BY PROVIDER PROPERTY STATUS

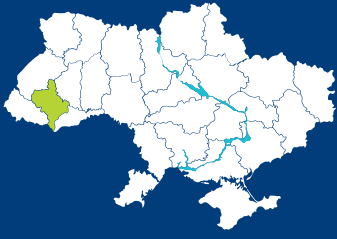
PROPERTY STATUS	AMOUNT PAID	NUMBER OF PROVIDERS
MUNICIPAL	48 666 959 ₴	14
PRIVATE (WITHOUT PE)	6 849 060 ₴	2

GROUP OF SERVICES	NUMBER OF PROVIDERS	NUMBER OF PATIENTS WHO RECEIVED SERVICES	AMOUNT PAID
Rehabilitation for babies born prematurely and/or sick during the first three years of life	2	47	508 540 ₴
Inpatient rehabilitation for adults and children	9	1 380	28 595 859 ₴
Outpatient rehabilitation for adults and children	15	2 562	26 411 620 ₴

### ► NUMBER OF PATIENTS TREATED BY MONTH



By the place of registration of service providers.



# IVANO-FRANKIVSK

## oblast

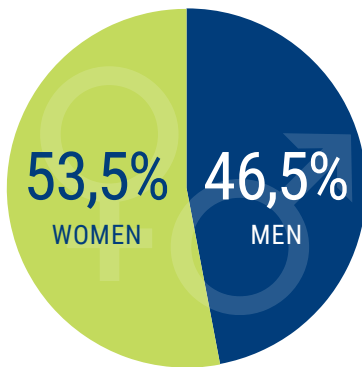
### PRIMARY AND SPECIALIZED HEALTH CARE

#### DECLARATIONS SUBMITTED TO PHC PHYSICIANS

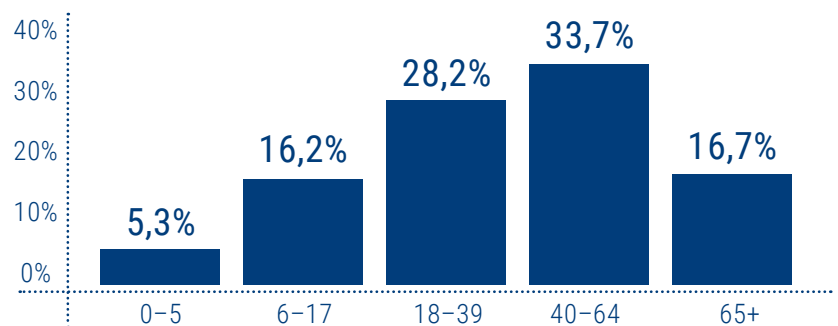
CURRENT POPULATION	NUMBER OF SUBMITTED DECLARATIONS	POPULATION WITH DECLARATIONS
1 351 822	1 243 062	92,0%

#### BREAKDOWN OF DECLARATIONS

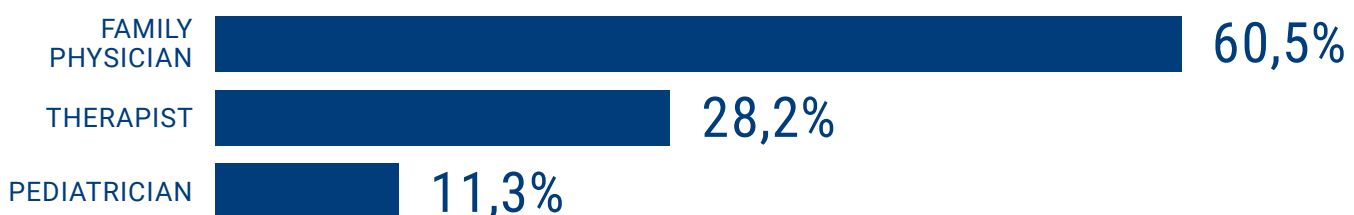
##### ► BY PATIENT'S GENDER



##### ► BY PATIENT'S AGE



##### ► BY DOCTOR'S SPECIALTY



##### ► BY PROVIDER PROPERTY STATUS

MUNICIPAL	1 139 607
PRIVATE (WITHOUT PE)	35 427
PE	68 027
PUBLIC	1
<b>TOTAL</b>	<b>1 243 062</b>

DOCTOR'S SPECIALTY	NUMBER OF DOCTORS	NUMBER OF DOCTORS WITH OPS*	% WITH OPS*
PEDIATRICIAN	245	32	13,1%
FAMILY PHYSICIAN	583	141	24,2%
THERAPIST	280	38	13,6%
<b>TOTAL</b>	<b>1 108</b>	<b>211</b>	<b>19,0%</b>

\*OPS – optimal practice size

## TREATED CASES BY PRIORITY GROUPS OF SERVICES

NUMBER OF PROVIDERS  
THAT PROVIDED SERVICES

33

SERVICES  
PROVIDED

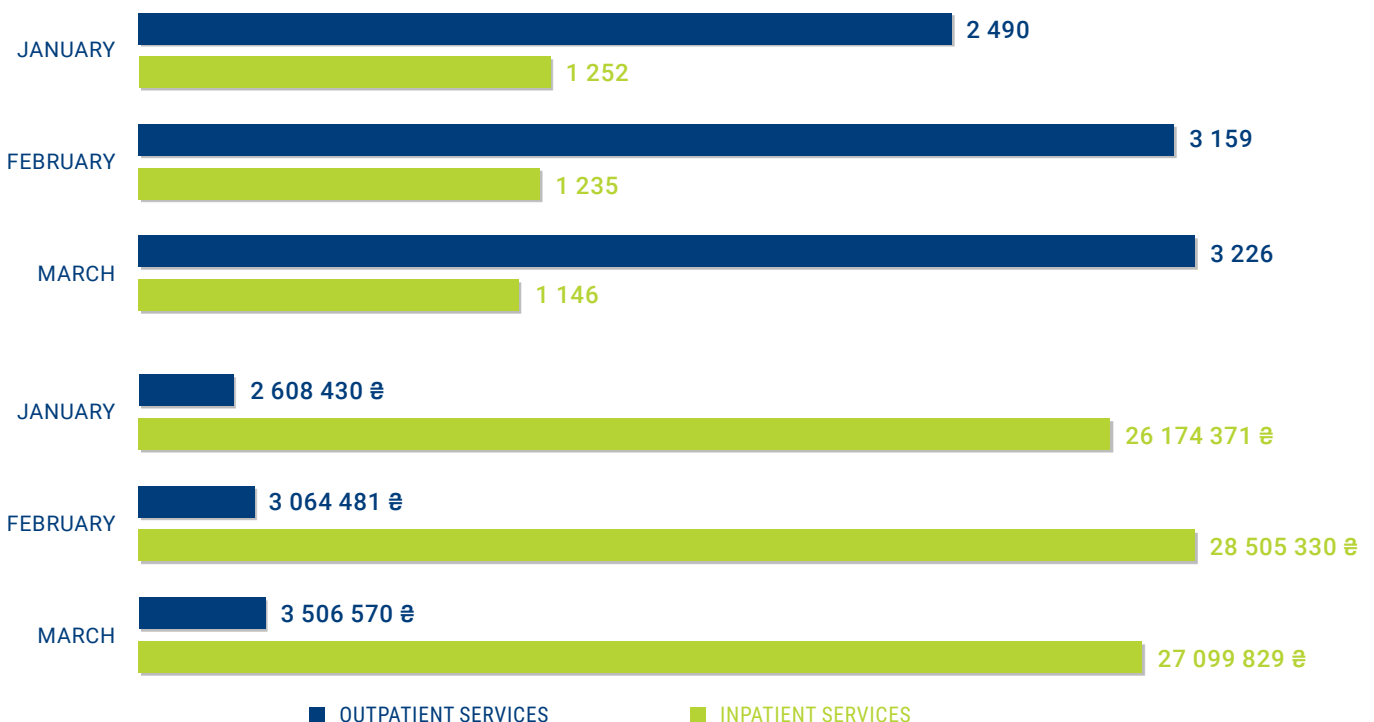
12 508

AMOUNT PAID  
FOR SERVICES PROVIDED

90 959 011 ₴

GROUPS OF SERVICES	PROVIDERS	SERVICES PROVIDED	AMOUNT PAID
<b>OUTPATIENT SERVICES</b>	<b>31</b>	<b>8 875</b>	<b>9 179 481 ₴</b>
Bronchoscopy	6	188	319 945 ₴
Hysteroscopy	18	758	2 383 686 ₴
Esophagogastroduodenoscopy	27	3 486	3 475 476 ₴
Colonoscopy	22	1 461	2 065 377 ₴
Mammography	6	2 682	642 480 ₴
Cystoscopy	13	300	292 517 ₴
<b>INPATIENT SERVICES</b>	<b>16</b>	<b>3 633</b>	<b>81 779 530 ₴</b>
Health care for newborns in complicated neonatal cases	4	514	16 694 157 ₴
Health care for acute myocardial infarction	4	321	12 004 167 ₴
Health care for acute cerebral stroke	8	934	20 898 527 ₴
Health care at childbirth	11	1 864	32 182 679 ₴

## NUMBER OF AND AMOUNT PAID FOR SERVICES BY MONTH



By the place of registration of service providers.

## PAYMENTS TO HEALTH CARE PROVIDERS

### ► BY PROPERTY STATUS

PROPERTY STATUS	AMOUNT PAID	NUMBER OF PROVIDERS
MUNICIPAL	1 594 956 334 ₴	90
PRIVATE (WITHOUT PE)	7 250 349 ₴	18
PE	13 979 468 ₴	43

### ► BY TYPE OF CARE

EMERGENCY	106 750 892 ₴
PRIMARY	256 808 846 ₴
SPECIALIZED	1 252 626 412 ₴

### ► TOTAL AMOUNT PAID

1 616 186 151 ₴

### ► BREAKDOWN OF PAYMENTS BY TYPE OF CARE

NUMBER OF PATIENTS WHO RECEIVED SERVICES

567 036

TYPE OF CARE	NUMBER OF PROVIDERS	NUMBER OF PATIENTS WHO RECEIVED SERVICES	AMOUNT PAID
General outpatient services	54	303 051	243 445 654 ₴
Screening for the early detection of neoplasms	31	7 977	9 179 481 ₴
Dialysis	9	491	39 382 810 ₴
Assistive reproductive technologies	---	---	---
Emergency care <sup>1</sup>	1	---	106 750 892 ₴
Delivery of care in special conditions <sup>2</sup>	7	---	21 511 995 ₴
Staff retention <sup>3</sup>	39	---	5 918 129 ₴
TB treatment	20	300	6 406 590 ₴
Health care for people with HIV	7	1 072	969 236 ₴
Rehabilitation	20	2 737	42 981 217 ₴
Oncology	3	2 445	48 129 637 ₴
Palliative care	61	2 948	56 497 685 ₴
Primary health care	123	471 357	256 808 846 ₴
Priority inpatient services	16	3 618	81 779 530 ₴
Mental health care	40	5 065	44 569 335 ₴
Special tests	5	186	286 560 ₴
General inpatient services	43	59 478	645 221 795 ₴
Dental care	30	27 542	4 539 132 ₴
Transplantation	2	25	1 807 627 ₴

Payment for health services is based on <sup>1</sup>the population of the region, <sup>2</sup>the preparedness of the facility to provide care, and <sup>3</sup>availability of staff at the facility within the global budget.

By the place of registration of service providers.

## REHABILITATION

### ► PROVISION OF SERVICES UNDER PMG REHABILITATION CONTRACTS

NUMBER OF PROVIDERS	NUMBER OF PATIENTS WHO RECEIVED SERVICES	AMOUNT PAID
20	2 737	42 981 217 ₴


### ► PAYMENTS TO HEALTH CARE PROVIDERS UNDER PMG

#### BY PROVIDER PROPERTY STATUS

PROPERTY STATUS	AMOUNT PAID	NUMBER OF PROVIDERS
MUNICIPAL	42 981 217 ₴	20

GROUP OF SERVICES	NUMBER OF PROVIDERS	NUMBER OF PATIENTS WHO RECEIVED SERVICES	AMOUNT PAID
Rehabilitation for babies born prematurely and/or sick during the first three years of life	6	146	1 644 640 ₴
Inpatient rehabilitation for adults and children	14	1 085	25 701 677 ₴
Outpatient rehabilitation for adults and children	18	1 522	15 634 900 ₴

### ► NUMBER OF PATIENTS TREATED BY MONTH



By the place of registration of service providers.

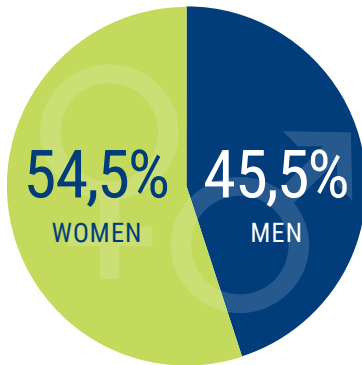


DECLARATIONS SUBMITTED TO PHC PHYSICIANS

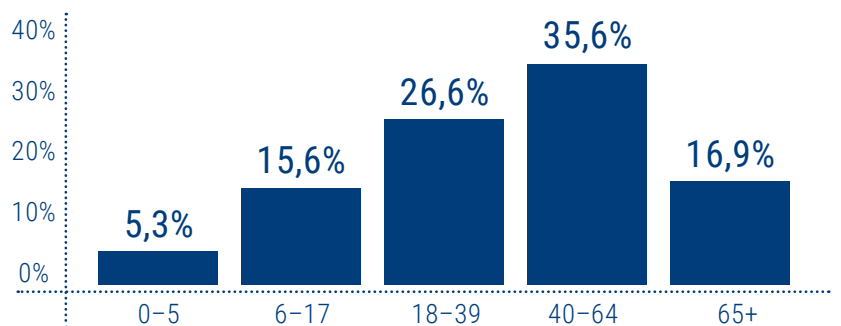
CURRENT POPULATION	NUMBER OF SUBMITTED DECLARATIONS	POPULATION WITH DECLARATIONS
1 795 079	1 818 056	101,3%

BREAKDOWN OF DECLARATIONS

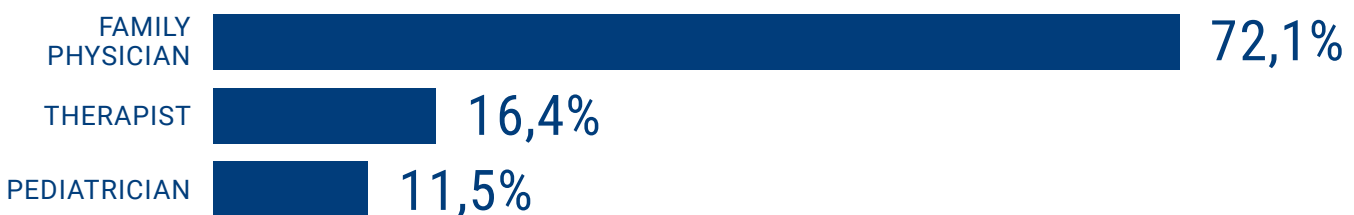
► BY PATIENT'S GENDER



► BY PATIENT'S AGE



► BY DOCTOR'S SPECIALTY



► BY PROVIDER PROPERTY STATUS

MUNICIPAL	1 553 171
PRIVATE (WITHOUT PE)	160 132
PE	104 416
PUBLIC	337
<b>TOTAL</b>	<b>1 818 056</b>

DOCTOR'S SPECIALTY	NUMBER OF DOCTORS	NUMBER OF DOCTORS WITH OPS*	% WITH OPS*
PEDIATRICIAN	321	75	23,4%
FAMILY PHYSICIAN	893	343	38,4%
THERAPIST	223	39	17,5%
<b>TOTAL</b>	<b>1 437</b>	<b>457</b>	<b>31,8%</b>

\*OPS – optimal practice size



## TREATED CASES BY PRIORITY GROUPS OF SERVICES

NUMBER OF PROVIDERS  
THAT PROVIDED SERVICES

37

SERVICES  
PROVIDED

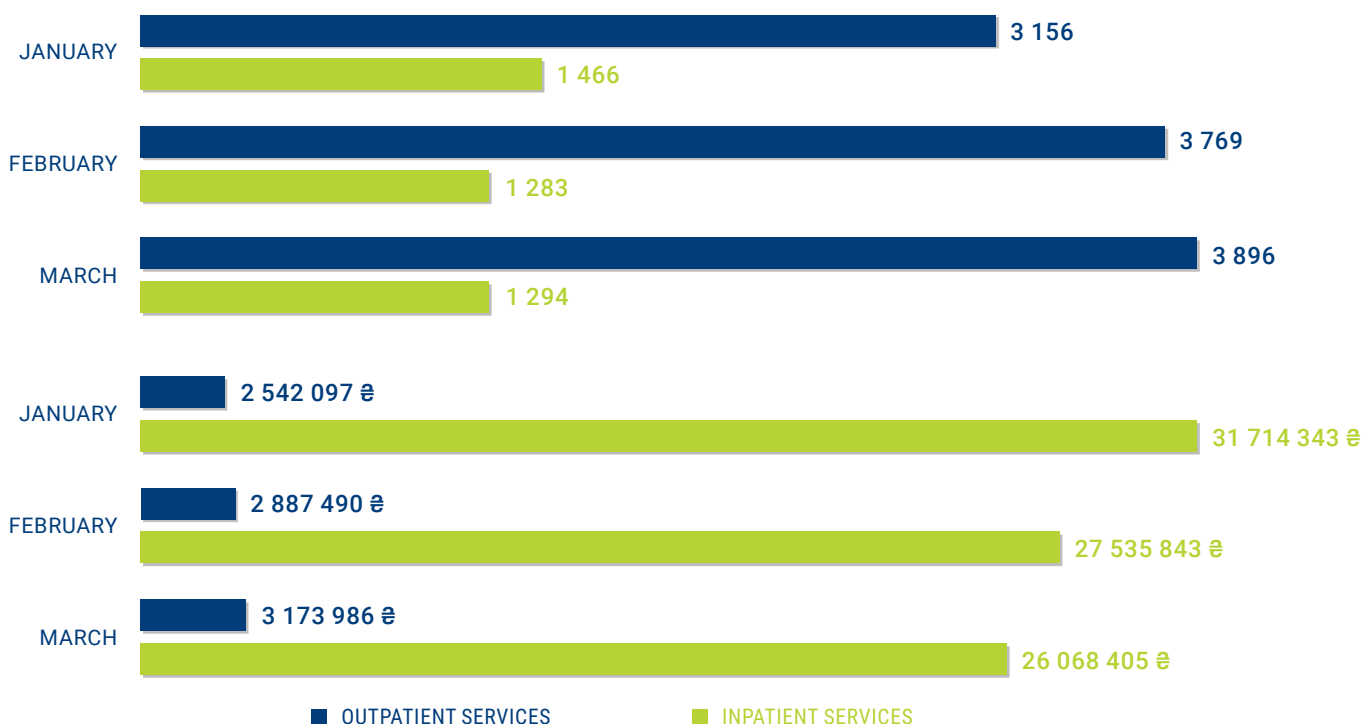
14 864

AMOUNT PAID  
FOR SERVICES PROVIDED

93 922 164 ₴

GROUPS OF SERVICES	PROVIDERS	SERVICES PROVIDED	AMOUNT PAID
<b>OUTPATIENT SERVICES</b>	<b>35</b>	<b>10 821</b>	<b>8 603 573 ₴</b>
Bronchoscopy	5	208	302 855 ₴
Hysteroscopy	10	118	377 407 ₴
Esophagogastroduodenoscopy	31	3 792	4 290 315 ₴
Colonoscopy	23	1 388	2 168 718 ₴
Mammography	15	5 049	1 210 800 ₴
Cystoscopy	9	266	253 478 ₴
<b>INPATIENT SERVICES</b>	<b>19</b>	<b>4 043</b>	<b>85 318 591 ₴</b>
Health care for newborns in complicated neonatal cases	5	315	9 232 458 ₴
Health care for acute myocardial infarction	3	249	9 209 769 ₴
Health care for acute cerebral stroke	11	2 039	43 267 230 ₴
Health care at childbirth	13	1 440	23 609 134 ₴

## NUMBER OF AND AMOUNT PAID FOR SERVICES BY MONTH



By the place of registration of service providers.

## PAYMENTS TO HEALTH CARE PROVIDERS

### ► BY PROPERTY STATUS

PROPERTY STATUS	AMOUNT PAID	NUMBER OF PROVIDERS
PUBLIC	52 096 ₴	1
MUNICIPAL	1 525 272 375 ₴	106
PRIVATE (WITHOUT PE)	19 740 954 ₴	13
PE	11 454 193 ₴	39

### ► BY TYPE OF CARE

EMERGENCY	136 608 349 ₴
PRIMARY	333 528 294 ₴
SPECIALIZED	1 086 382 975 ₴

### ► TOTAL AMOUNT PAID

1 556 519 618 ₴

### ► BREAKDOWN OF PAYMENTS BY TYPE OF CARE

NUMBER OF PATIENTS WHO RECEIVED SERVICES

702 203

TYPE OF CARE	NUMBER OF PROVIDERS	NUMBER OF PATIENTS WHO RECEIVED SERVICES	AMOUNT PAID
General outpatient services	52	315 072	176 192 623 ₴
Screening for the early detection of neoplasms	35	9 924	8 603 573 ₴
Dialysis	9	404	30 106 302 ₴
Assistive reproductive technologies	---	---	---
Emergency care <sup>1</sup>	1	---	136 608 349 ₴
Delivery of care in special conditions <sup>2</sup>	9	---	26 813 529 ₴
Staff retention <sup>3</sup>	52	---	6 058 096 ₴
TB treatment	25	501	10 948 517 ₴
Health care for people with HIV	24	5 403	4 887 429 ₴
Rehabilitation	11	1 292	19 279 455 ₴
Oncology	1	3 140	67 475 314 ₴
Palliative care	53	1 143	19 388 814 ₴
Primary health care	119	569 380	333 528 294 ₴
Priority inpatient services	19	4 011	85 318 591 ₴
Mental health care	51	9 623	44 934 010 ₴
Special tests	10	856	1 307 032 ₴
General inpatient services	41	58 097	579 691 014 ₴
Dental care	28	14 328	2 726 490 ₴
Transplantation	1	5	2 652 186 ₴

Payment for health services is based on <sup>1</sup>the population of the region, <sup>2</sup>the preparedness of the facility to provide care, and <sup>3</sup>availability of staff at the facility within the global budget.

By the place of registration of service providers.

## REHABILITATION

### ► PROVISION OF SERVICES UNDER PMG REHABILITATION CONTRACTS

NUMBER OF PROVIDERS	NUMBER OF PATIENTS WHO RECEIVED SERVICES	AMOUNT PAID
11	1 292	19 279 455 ₴


### ► PAYMENTS TO HEALTH CARE PROVIDERS UNDER PMG

#### BY PROVIDER PROPERTY STATUS

PROPERTY STATUS	AMOUNT PAID	NUMBER OF PROVIDERS
MUNICIPAL	18 620 864 ₴	10
PRIVATE (WITHOUT PE)	658 590 ₴	1

GROUP OF SERVICES	NUMBER OF PROVIDERS	NUMBER OF PATIENTS WHO RECEIVED SERVICES	AMOUNT PAID
Rehabilitation for babies born prematurely and/or sick during the first three years of life	3	42	476 080 ₴
Inpatient rehabilitation for adults and children	6	439	10 742 475 ₴
Outpatient rehabilitation for adults and children	10	821	8 060 900 ₴

### ► NUMBER OF PATIENTS TREATED BY MONTH



By the place of registration of service providers.



### DECLARATIONS SUBMITTED TO PHC PHYSICIANS

CURRENT POPULATION

903 712

NUMBER OF SUBMITTED DECLARATIONS

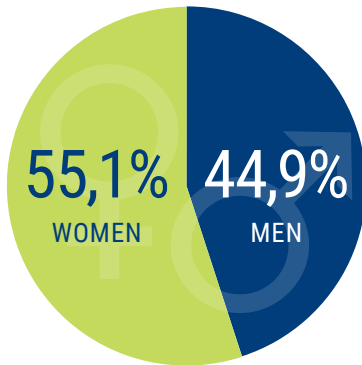
768 135

POPULATION WITH DECLARATIONS

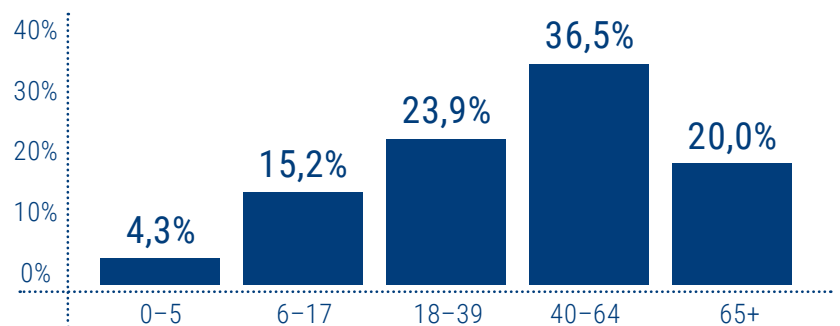
85,0%

### BREAKDOWN OF DECLARATIONS

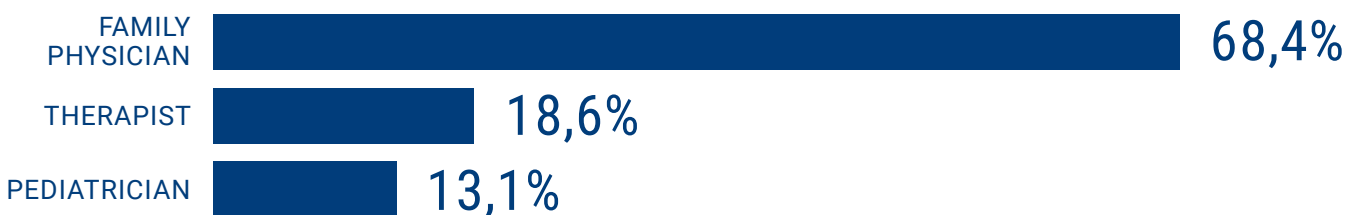
#### ► BY PATIENT'S GENDER



#### ► BY PATIENT'S AGE



#### ► BY DOCTOR'S SPECIALTY



#### ► BY PROVIDER PROPERTY STATUS

MUNICIPAL	641 529
PRIVATE (WITHOUT PE)	13 124
PE	113 482
<b>TOTAL</b>	<b>768 135</b>

DOCTOR'S SPECIALTY	NUMBER OF DOCTORS	NUMBER OF DOCTORS WITH OPS*	% WITH OPS*
PEDIATRICIAN	135	41	30,4%
FAMILY PHYSICIAN	367	95	25,9%
THERAPIST	105	10	9,5%
<b>TOTAL</b>	<b>607</b>	<b>146</b>	<b>24,1%</b>

\*OPS – optimal practice size

## TREATED CASES BY PRIORITY GROUPS OF SERVICES

NUMBER OF PROVIDERS  
THAT PROVIDED SERVICES

30

SERVICES  
PROVIDED

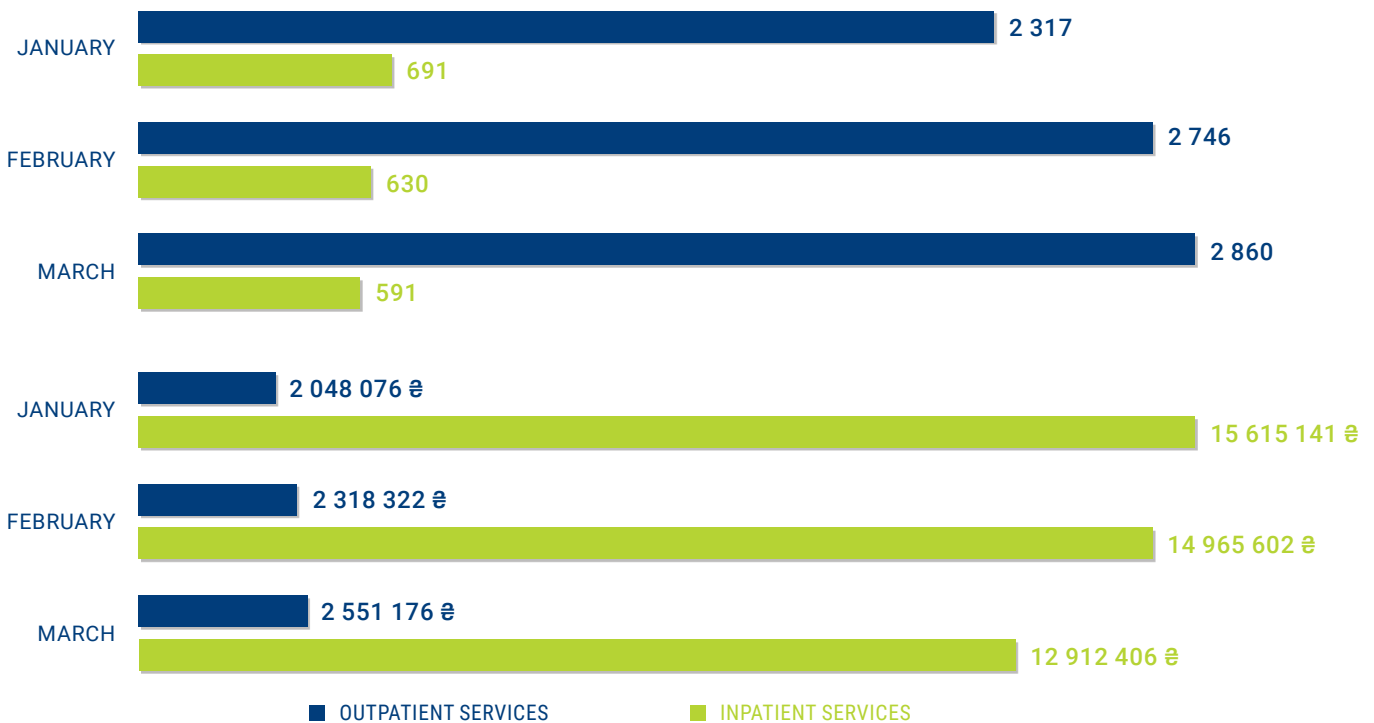
9 835

AMOUNT PAID  
FOR SERVICES PROVIDED

50 410 723 ₴

GROUPS OF SERVICES	PROVIDERS	SERVICES PROVIDED	AMOUNT PAID
<b>OUTPATIENT SERVICES</b>	<b>29</b>	<b>7 923</b>	<b>6 917 574 ₴</b>
Bronchoscopy	6	277	508 897 ₴
Hysteroscopy	14	315	890 003 ₴
Esophagogastroduodenoscopy	25	2 457	2 970 514 ₴
Colonoscopy	16	778	1 342 989 ₴
Mammography	8	3 777	906 240 ₴
Cystoscopy	10	319	298 931 ₴
<b>INPATIENT SERVICES</b>	<b>11</b>	<b>1 912</b>	<b>43 493 149 ₴</b>
Health care for newborns in complicated neonatal cases	4	121	5 988 105 ₴
Health care for acute myocardial infarction	1	277	10 048 452 ₴
Health care for acute cerebral stroke	7	675	13 312 635 ₴
Health care at childbirth	8	839	14 143 957 ₴

## NUMBER OF AND AMOUNT PAID FOR SERVICES BY MONTH



By the place of registration of service providers.

## PAYMENTS TO HEALTH CARE PROVIDERS

### ► BY PROPERTY STATUS

PROPERTY STATUS	AMOUNT PAID	NUMBER OF PROVIDERS
MUNICIPAL	974 177 008 ₴	74
PRIVATE (WITHOUT PE)	59 709 621 ₴	4
PE	17 822 039 ₴	35

### ► BY TYPE OF CARE

EMERGENCY	71 563 408 ₴
PRIMARY	146 706 800 ₴
SPECIALIZED	833 438 460 ₴

### ► TOTAL AMOUNT PAID

1 051 708 668 ₴

### ► BREAKDOWN OF PAYMENTS BY TYPE OF CARE

NUMBER OF PATIENTS WHO RECEIVED SERVICES

315 579

TYPE OF CARE	NUMBER OF PROVIDERS	NUMBER OF PATIENTS WHO RECEIVED SERVICES	AMOUNT PAID
General outpatient services	44	183 668	124 411 179 ₴
Screening for the early detection of neoplasms	29	7 225	6 917 574 ₴
Dialysis	6	323	24 292 279 ₴
Assistive reproductive technologies	---	---	---
Emergency care <sup>1</sup>	1	---	71 563 408 ₴
Delivery of care in special conditions <sup>2</sup>	5	---	15 054 998 ₴
Staff retention <sup>3</sup>	22	---	5 227 390 ₴
TB treatment	18	438	9 953 072 ₴
Health care for people with HIV	10	3 279	3 202 262 ₴
Rehabilitation	15	3 205	44 272 839 ₴
Oncology	6	2 737	75 864 983 ₴
Palliative care	38	868	17 937 360 ₴
Primary health care	77	231 667	146 706 800 ₴
Priority inpatient services	11	1 902	43 493 149 ₴
Mental health care	37	4 419	37 944 767 ₴
Special tests	9	513	816 696 ₴
General inpatient services	36	43 821	420 577 743 ₴
Dental care	23	20 130	3 472 170 ₴
Transplantation	---	---	---

Payment for health services is based on <sup>1</sup>the population of the region, <sup>2</sup>the preparedness of the facility to provide care, and <sup>3</sup>availability of staff at the facility within the global budget.

By the place of registration of service providers.

## REHABILITATION

### ► PROVISION OF SERVICES UNDER PMG REHABILITATION CONTRACTS


NUMBER OF PROVIDERS	NUMBER OF PATIENTS WHO RECEIVED SERVICES	AMOUNT PAID
15	3 205	44 272 839 ₴

### ► PAYMENTS TO HEALTH CARE PROVIDERS UNDER PMG

BY PROVIDER PROPERTY STATUS		
PROPERTY STATUS	AMOUNT PAID	NUMBER OF PROVIDERS
MUNICIPAL	40 024 499 ₴	14
PRIVATE (WITHOUT PE)	4 248 341 ₴	1

GROUP OF SERVICES	NUMBER OF PROVIDERS	NUMBER OF PATIENTS WHO RECEIVED SERVICES	AMOUNT PAID
Rehabilitation for babies born prematurely and/or sick during the first three years of life	3	88	973 800 ₴
Inpatient rehabilitation for adults and children	10	1 133	24 309 939 ₴
Outpatient rehabilitation for adults and children	13	1 999	18 989 100 ₴

### ► NUMBER OF PATIENTS TREATED BY MONTH



By the place of registration of service providers.



### DECLARATIONS SUBMITTED TO PHC PHYSICIANS

CURRENT POPULATION

2 102 921

NUMBER OF SUBMITTED DECLARATIONS

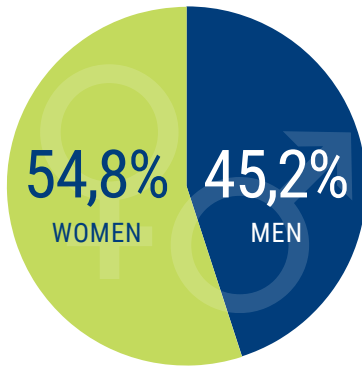
299 265

POPULATION WITH DECLARATIONS

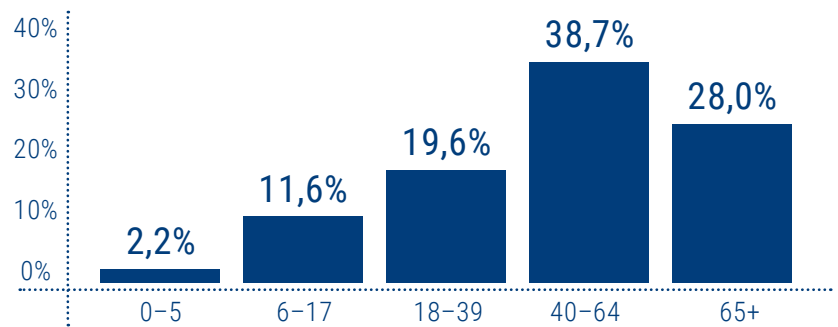
14,2%

### BREAKDOWN OF DECLARATIONS

#### ► BY PATIENT'S GENDER



#### ► BY PATIENT'S AGE



#### ► BY DOCTOR'S SPECIALTY



#### ► BY PROVIDER PROPERTY STATUS

MUNICIPAL	294 673
PRIVATE (WITHOUT PE)	1 038
PE	3 554
<b>TOTAL</b>	<b>299 265</b>

DOCTOR'S SPECIALTY	NUMBER OF DOCTORS	NUMBER OF DOCTORS WITH OPS*	% WITH OPS*
PEDIATRICIAN	52	1	1,9%
FAMILY PHYSICIAN	130	22	16,9%
THERAPIST	80	3	3,8%
<b>TOTAL</b>	<b>262</b>	<b>26</b>	<b>9,9%</b>

\*OPS – optimal practice size



## TREATED CASES BY PRIORITY GROUPS OF SERVICES

NUMBER OF PROVIDERS  
THAT PROVIDED SERVICES

4

SERVICES  
PROVIDED

680

AMOUNT PAID  
FOR SERVICES PROVIDED

904 386 ₴

GROUPS OF SERVICES	PROVIDERS	SERVICES PROVIDED	AMOUNT PAID
OUTPATIENT SERVICES	4	680	904 386 ₴
Bronchoscopy	---	---	---
Hysteroscopy	2	76	289 821 ₴
Esophagogastroduodenoscopy	4	208	235 797 ₴
Colonoscopy	4	118	163 170 ₴
Mammography	1	137	28 800 ₴
Cystoscopy	2	141	186 798 ₴

## NUMBER OF AND AMOUNT PAID FOR SERVICES BY MONTH



■ OUTPATIENT SERVICES

By the place of registration of service providers.

## PAYMENTS TO HEALTH CARE PROVIDERS

### ► BY PROPERTY STATUS

PROPERTY STATUS	AMOUNT PAID	NUMBER OF PROVIDERS
MUNICIPAL	48 017 084 ₴	20
PE	1 567 ₴	1

### ► BY TYPE OF CARE

EMERGENCY	231 200 ₴
PRIMARY	6 086 378 ₴
SPECIALIZED	41 701 073 ₴

### ► TOTAL AMOUNT PAID

48 018 651 ₴

### ► BREAKDOWN OF PAYMENTS BY TYPE OF CARE

NUMBER OF PATIENTS WHO RECEIVED SERVICES

48 297

TYPE OF CARE	NUMBER OF PROVIDERS	NUMBER OF PATIENTS WHO RECEIVED SERVICES	AMOUNT PAID
General outpatient services	10	22 032	16 081 141 ₴
Screening for the early detection of neoplasms	4	584	904 386 ₴
Dialysis	---	---	---
Assistive reproductive technologies	---	---	---
Emergency care <sup>1</sup>	1	---	231 200 ₴
Delivery of care in special conditions <sup>2</sup>	1	---	14 897 888 ₴
Staff retention <sup>3</sup>	2	---	129 930 ₴
TB treatment	---	---	---
Health care for people with HIV	1	23	22 501 ₴
Rehabilitation	2	57	171 249 ₴
Oncology	1	396	4 700 990 ₴
Palliative care	3	37	420 975 ₴
Primary health care	9	29 658	6 086 378 ₴
Priority inpatient services	---	---	---
Mental health care	4	440	47 763 ₴
Special tests	---	---	---
General inpatient services	1	377	4 324 250 ₴
Dental care	---	---	---
Transplantation	---	---	---

Payment for health services is based on <sup>1</sup>the population of the region, <sup>2</sup>the preparedness of the facility to provide care, and <sup>3</sup>availability of staff at the facility within the global budget.

By the place of registration of service providers.

## REHABILITATION

### ► PROVISION OF SERVICES UNDER PMG REHABILITATION CONTRACTS

NUMBER OF PROVIDERS	NUMBER OF PATIENTS WHO RECEIVED SERVICES	AMOUNT PAID
2	57	171 249 ₴

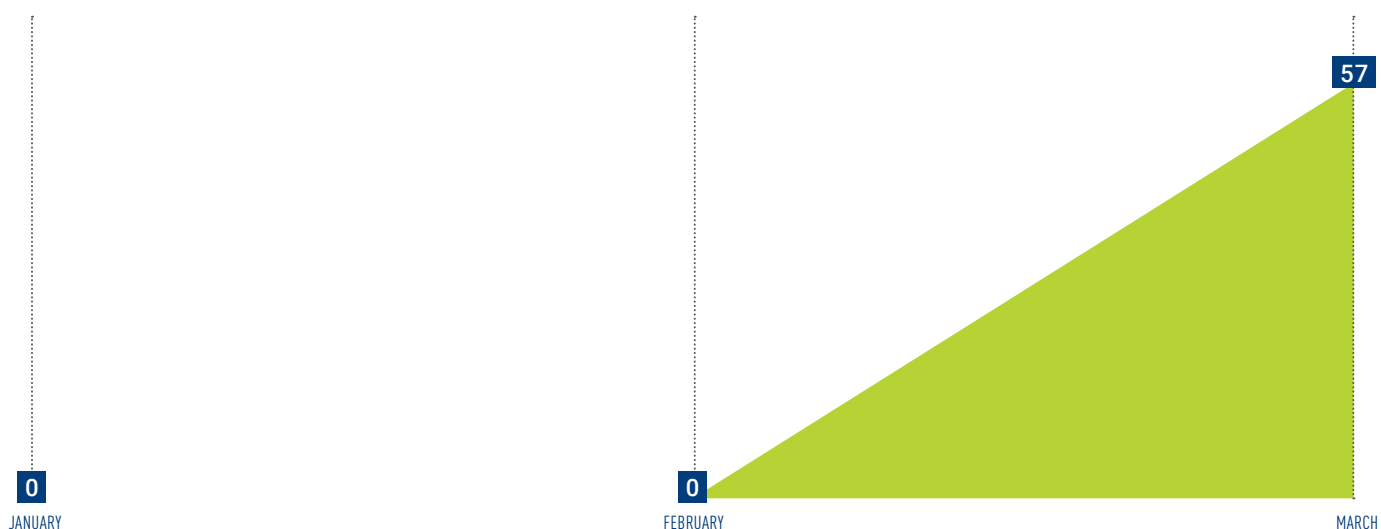
### ► PAYMENTS TO HEALTH CARE PROVIDERS UNDER PMG

#### BY PROVIDER PROPERTY STATUS

PROPERTY STATUS	AMOUNT PAID	NUMBER OF PROVIDERS
MUNICIPAL	171 249 ₴	2

GROUP OF SERVICES	NUMBER OF PROVIDERS	NUMBER OF PATIENTS WHO RECEIVED SERVICES	AMOUNT PAID
Rehabilitation for babies born prematurely and/or sick during the first three years of life	---	---	---
Inpatient rehabilitation for adults and children	1	2	19 769 ₴
Outpatient rehabilitation for adults and children	2	55	151 480 ₴

### ► NUMBER OF PATIENTS TREATED BY MONTH



By the place of registration of service providers.



DECLARATIONS SUBMITTED TO PHC PHYSICIANS

CURRENT  
POPULATION

2 478 133

NUMBER OF SUBMITTED  
DECLARATIONS

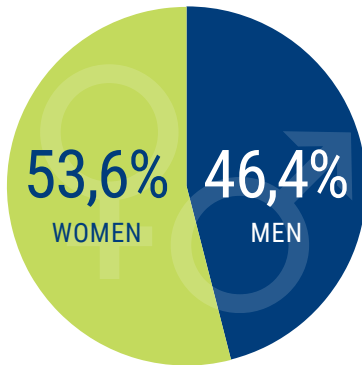
2 295 091

POPULATION  
WITH DECLARATIONS

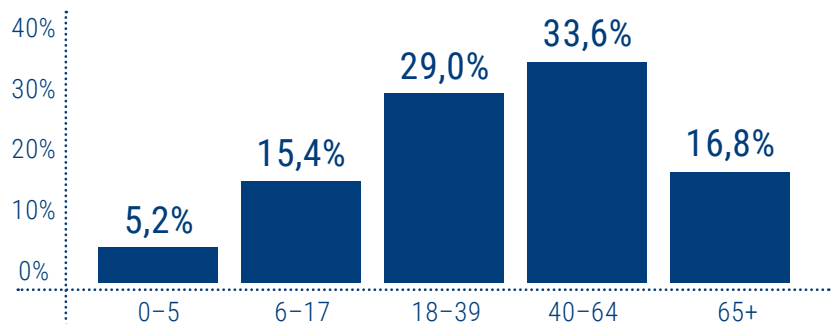
92,6%

BREAKDOWN OF DECLARATIONS

► BY PATIENT'S GENDER



► BY PATIENT'S AGE



► BY DOCTOR'S SPECIALTY



► BY PROVIDER PROPERTY STATUS

MUNICIPAL	2 088 518
PRIVATE (WITHOUT PE)	94 561
PE	112 012
<b>TOTAL</b>	<b>2 295 091</b>

DOCTOR'S SPECIALTY	NUMBER OF DOCTORS	NUMBER OF DOCTORS WITH OPS*	% WITH OPS*
PEDIATRICIAN	332	73	22,0%
FAMILY PHYSICIAN	1 314	332	25,3%
THERAPIST	277	15	5,4%
<b>TOTAL</b>	<b>1 923</b>	<b>420</b>	<b>21,8%</b>

\*OPS – optimal practice size

## TREATED CASES BY PRIORITY GROUPS OF SERVICES

NUMBER OF PROVIDERS  
THAT PROVIDED SERVICES

53

SERVICES  
PROVIDED

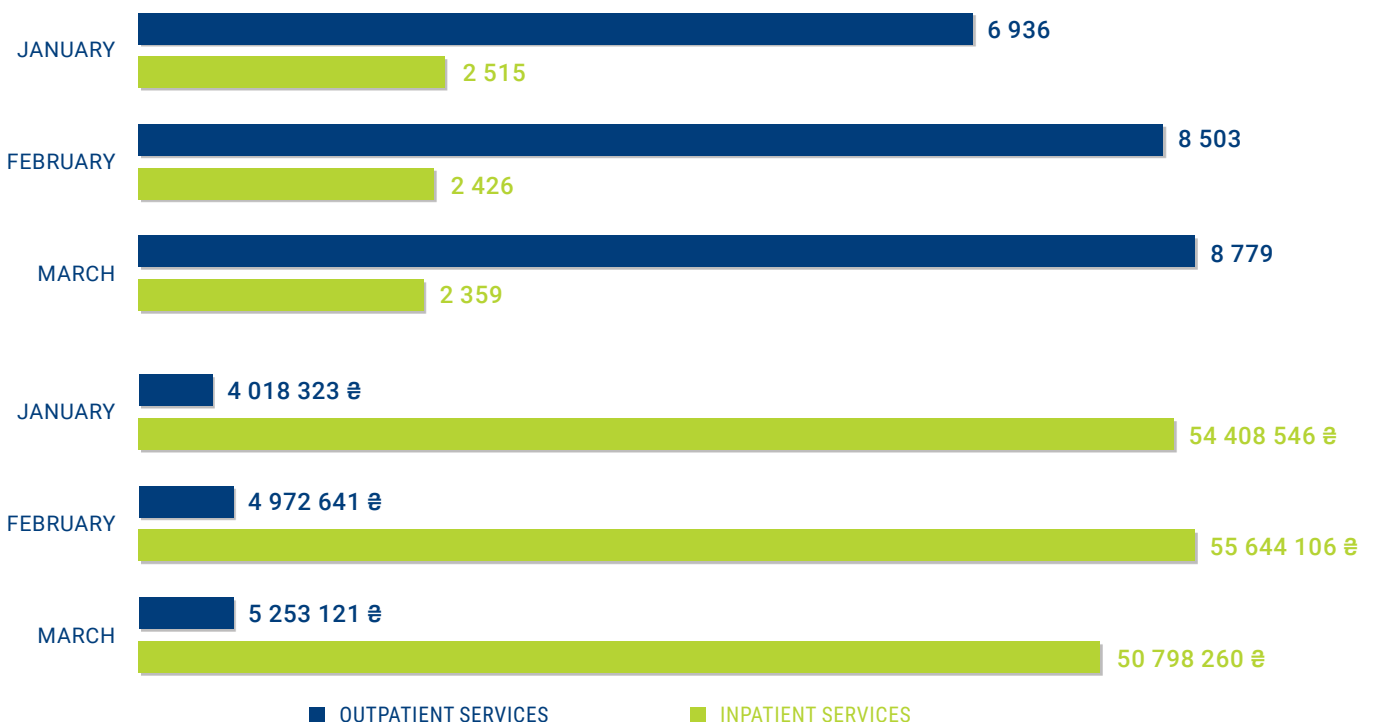
31 518

AMOUNT PAID  
FOR SERVICES PROVIDED

175 094 996 ₴

GROUPS OF SERVICES	PROVIDERS	SERVICES PROVIDED	AMOUNT PAID
<b>OUTPATIENT SERVICES</b>	<b>51</b>	<b>24 218</b>	<b>14 244 085 ₴</b>
Bronchoscopy	8	453	617 530 ₴
Hysteroscopy	15	183	494 337 ₴
Esophagogastroduodenoscopy	48	6 044	5 977 850 ₴
Colonoscopy	38	2 368	3 284 379 ₴
Mammography	17	14 827	3 541 920 ₴
Cystoscopy	20	343	328 069 ₴
<b>INPATIENT SERVICES</b>	<b>23</b>	<b>7 300</b>	<b>160 850 911 ₴</b>
Health care for newborns in complicated neonatal cases	4	887	26 460 673 ₴
Health care for acute myocardial infarction	5	779	28 593 072 ₴
Health care for acute cerebral stroke	9	1 963	42 019 136 ₴
Health care at childbirth	20	3 671	63 778 030 ₴

## NUMBER OF AND AMOUNT PAID FOR SERVICES BY MONTH



By the place of registration of service providers.

## PAYMENTS TO HEALTH CARE PROVIDERS

### ► BY PROPERTY STATUS

PROPERTY STATUS	AMOUNT PAID	NUMBER OF PROVIDERS
PUBLIC	13 753 293 ₴	1
MUNICIPAL	2 956 900 525 ₴	128
PRIVATE (WITHOUT PE)	36 394 113 ₴	31
PE	23 846 429 ₴	74

### ► BY TYPE OF CARE

EMERGENCY	195 681 611 ₴
PRIMARY	451 939 750 ₴
SPECIALIZED	2 383 272 999 ₴

### ► TOTAL AMOUNT PAID

**3 030 894 360 ₴**

### ► BREAKDOWN OF PAYMENTS BY TYPE OF CARE

NUMBER OF PATIENTS WHO RECEIVED SERVICES

**1 042 660**

TYPE OF CARE	NUMBER OF PROVIDERS	NUMBER OF PATIENTS WHO RECEIVED SERVICES	AMOUNT PAID
General outpatient services	83	559 611	371 552 802 ₴
Screening for the early detection of neoplasms	51	22 690	14 244 085 ₴
Dialysis	10	630	39 266 385 ₴
Assistive reproductive technologies	---	---	---
Emergency care <sup>1</sup>	1	---	195 681 611 ₴
Delivery of care in special conditions <sup>2</sup>	14	---	39 795 491 ₴
Staff retention <sup>3</sup>	45	---	10 918 608 ₴
TB treatment	20	542	13 044 196 ₴
Health care for people with HIV	10	2 963	2 647 585 ₴
Rehabilitation	35	7 222	114 388 812 ₴
Oncology	7	5 281	115 775 337 ₴
Palliative care	79	3 337	71 486 213 ₴
Primary health care	197	829 382	451 939 750 ₴
Priority inpatient services	23	7 255	160 850 911 ₴
Mental health care	79	13 570	94 788 723 ₴
Special tests	7	16 254	17 513 860 ₴
General inpatient services	56	107 651	1 282 594 777 ₴
Dental care	37	33 048	6 547 008 ₴
Transplantation	3	78	27 858 206 ₴

Payment for health services is based on <sup>1</sup>the population of the region, <sup>2</sup>the preparedness of the facility to provide care, and <sup>3</sup>availability of staff at the facility within the global budget.

By the place of registration of service providers.

## REHABILITATION

### ► PROVISION OF SERVICES UNDER PMG REHABILITATION CONTRACTS


NUMBER OF PROVIDERS	NUMBER OF PATIENTS WHO RECEIVED SERVICES	AMOUNT PAID
35	7 222	114 388 812 ₴

### ► PAYMENTS TO HEALTH CARE PROVIDERS UNDER PMG

BY PROVIDER PROPERTY STATUS		
PROPERTY STATUS	AMOUNT PAID	NUMBER OF PROVIDERS
PUBLIC	13 753 293 ₴	1
MUNICIPAL	91 537 823 ₴	30
PRIVATE (WITHOUT PE)	9 097 696 ₴	4

GROUP OF SERVICES	NUMBER OF PROVIDERS	NUMBER OF PATIENTS WHO RECEIVED SERVICES	AMOUNT PAID
Rehabilitation for babies born prematurely and/or sick during the first three years of life	15	519	6 199 860 ₴
Inpatient rehabilitation for adults and children	16	2 495	64 184 012 ₴
Outpatient rehabilitation for adults and children	31	4 258	44 004 940 ₴

### ► NUMBER OF PATIENTS TREATED BY MONTH



By the place of registration of service providers.



DECLARATIONS SUBMITTED TO PHC PHYSICIANS

CURRENT  
POPULATION

2 952 301

NUMBER OF SUBMITTED  
DECLARATIONS

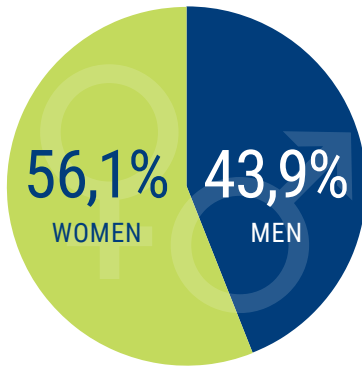
2 490 976

POPULATION  
WITH DECLARATIONS

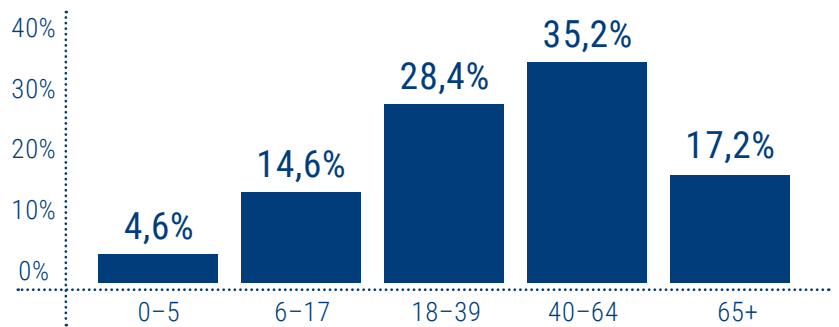
84,4%

BREAKDOWN OF DECLARATIONS

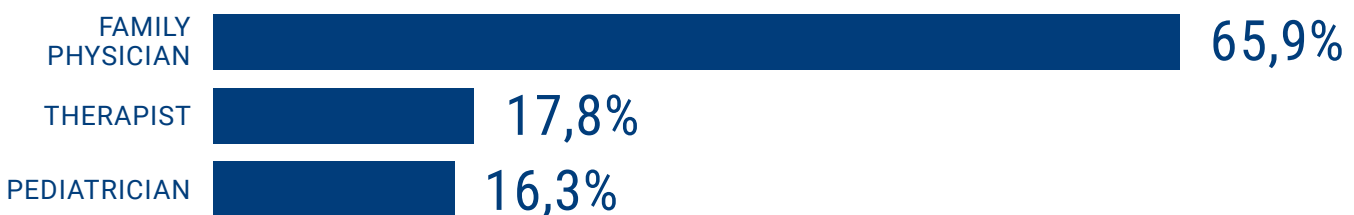
► BY PATIENT'S GENDER



► BY PATIENT'S AGE



► BY DOCTOR'S SPECIALTY



► BY PROVIDER PROPERTY STATUS

MUNICIPAL	2 193 200
PRIVATE (WITHOUT PE)	230 075
PE	67 701
<b>TOTAL</b>	<b>2 490 976</b>

DOCTOR'S SPECIALTY	NUMBER OF DOCTORS	NUMBER OF DOCTORS WITH OPS*	% WITH OPS*
PEDIATRICIAN	601	164	27,3%
FAMILY PHYSICIAN	1 162	474	40,8%
THERAPIST	337	55	16,3%
<b>TOTAL</b>	<b>2 100</b>	<b>693</b>	<b>33,0%</b>

\*OPS – optimal practice size



## TREATED CASES BY PRIORITY GROUPS OF SERVICES

NUMBER OF PROVIDERS  
THAT PROVIDED SERVICES

51

SERVICES  
PROVIDED

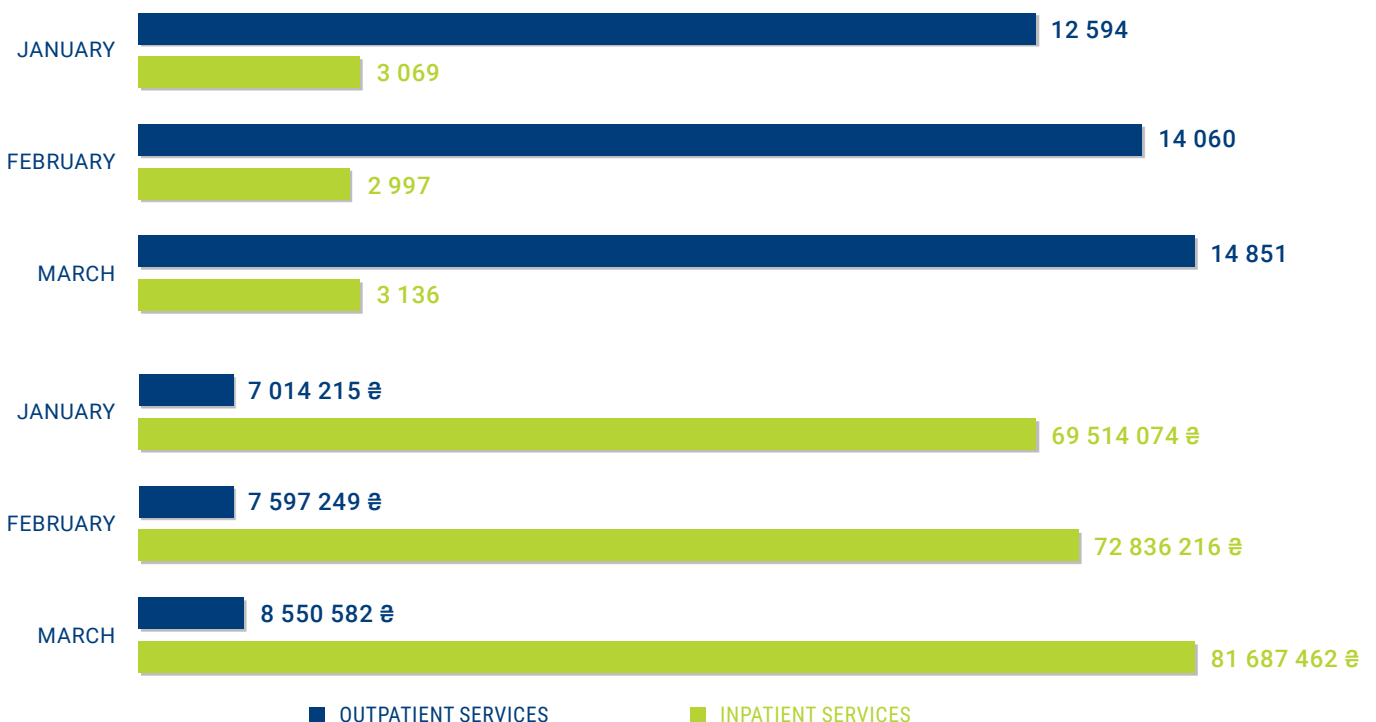
50 707

AMOUNT PAID  
FOR SERVICES PROVIDED

247 199 798 ₴

GROUPS OF SERVICES	PROVIDERS	SERVICES PROVIDED	AMOUNT PAID
<b>OUTPATIENT SERVICES</b>	<b>47</b>	<b>41 505</b>	<b>23 162 046 ₴</b>
Bronchoscopy	9	365	519 662 ₴
Hysteroscopy	17	597	2 179 884 ₴
Esophagogastroduodenoscopy	38	8 288	8 535 912 ₴
Colonoscopy	33	2 868	3 944 718 ₴
Mammography	24	28 203	6 715 613 ₴
Cystoscopy	17	1 184	1 266 257 ₴
<b>INPATIENT SERVICES</b>	<b>26</b>	<b>9 202</b>	<b>224 037 752 ₴</b>
Health care for newborns in complicated neonatal cases	10	1 137	32 641 210 ₴
Health care for acute myocardial infarction	4	917	34 281 511 ₴
Health care for acute cerebral stroke	16	2 768	68 877 283 ₴
Health care at childbirth	8	4 380	88 237 748 ₴

## NUMBER OF AND AMOUNT PAID FOR SERVICES BY MONTH



By the place of registration of service providers.

## PAYMENTS TO HEALTH CARE PROVIDERS

### ► BY PROPERTY STATUS

PROPERTY STATUS	AMOUNT PAID	NUMBER OF PROVIDERS
PUBLIC	207 463 264 ₴	7
MUNICIPAL	2 959 520 997 ₴	93
PRIVATE (WITHOUT PE)	346 209 325 ₴	87
PE	16 066 063 ₴	46

### ► BY TYPE OF CARE

EMERGENCY	215 133 623 ₴
PRIMARY	503 021 794 ₴
SPECIALIZED	2 811 104 232 ₴

### ► TOTAL AMOUNT PAID

3 529 259 649 ₴

### ► BREAKDOWN OF PAYMENTS BY TYPE OF CARE

NUMBER OF PATIENTS WHO RECEIVED SERVICES

1 228 845

TYPE OF CARE	NUMBER OF PROVIDERS	NUMBER OF PATIENTS WHO RECEIVED SERVICES	AMOUNT PAID
General outpatient services	78	709 602	504 346 877 ₴
Screening for the early detection of neoplasms	47	38 685	23 162 046 ₴
Dialysis	9	2 628	217 798 838 ₴
Assistive reproductive technologies	1	2	66 356 ₴
Emergency care <sup>1</sup>	1	---	215 133 623 ₴
Delivery of care in special conditions <sup>2</sup>	14	---	38 674 012 ₴
Staff retention <sup>3</sup>	57	---	11 091 707 ₴
TB treatment	15	378	9 242 383 ₴
Health care for people with HIV	16	14 113	12 709 157 ₴
Rehabilitation	47	12 935	169 424 542 ₴
Oncology	8	9 858	204 731 551 ₴
Palliative care	44	1 344	30 824 657 ₴
Primary health care	150	843 212	503 021 794 ₴
Priority inpatient services	26	9 137	224 037 752 ₴
Mental health care	45	14 559	98 822 024 ₴
Special tests	17	1 514	2 359 344 ₴
General inpatient services	46	90 991	1 152 300 441 ₴
Dental care	25	46 980	12 494 430 ₴
Transplantation	9	446	99 018 115 ₴

Payment for health services is based on <sup>1</sup>the population of the region, <sup>2</sup>the preparedness of the facility to provide care, and <sup>3</sup>availability of staff at the facility within the global budget.

By the place of registration of service providers.

## REHABILITATION

### ► PROVISION OF SERVICES UNDER PMG REHABILITATION CONTRACTS

NUMBER OF PROVIDERS	NUMBER OF PATIENTS WHO RECEIVED SERVICES	AMOUNT PAID
47	12 935	169 424 542 ₴


### ► PAYMENTS TO HEALTH CARE PROVIDERS UNDER PMG

#### BY PROVIDER PROPERTY STATUS

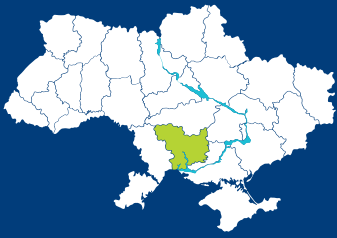
PROPERTY STATUS	AMOUNT PAID	NUMBER OF PROVIDERS
PUBLIC	815 930 ₴	2
MUNICIPAL	143 848 623 ₴	35
PRIVATE (WITHOUT PE)	21 600 549 ₴	9
PE	3 159 440 ₴	1

GROUP OF SERVICES	NUMBER OF PROVIDERS	NUMBER OF PATIENTS WHO RECEIVED SERVICES	AMOUNT PAID
Rehabilitation for babies born prematurely and/or sick during the first three years of life	15	777	9 164 540 ₴
Inpatient rehabilitation for adults and children	20	2 069	52 124 922 ₴
Outpatient rehabilitation for adults and children	41	10 121	108 135 080 ₴

### ► NUMBER OF PATIENTS TREATED BY MONTH



By the place of registration of service providers.



DECLARATIONS SUBMITTED TO PHC PHYSICIANS

CURRENT  
POPULATION

1 091 821

NUMBER OF SUBMITTED  
DECLARATIONS

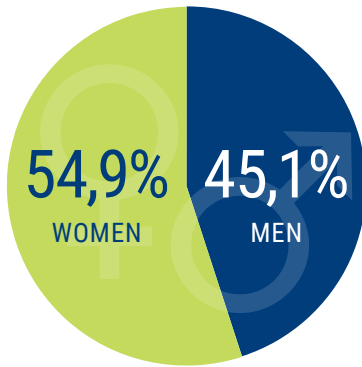
864 446

POPULATION  
WITH DECLARATIONS

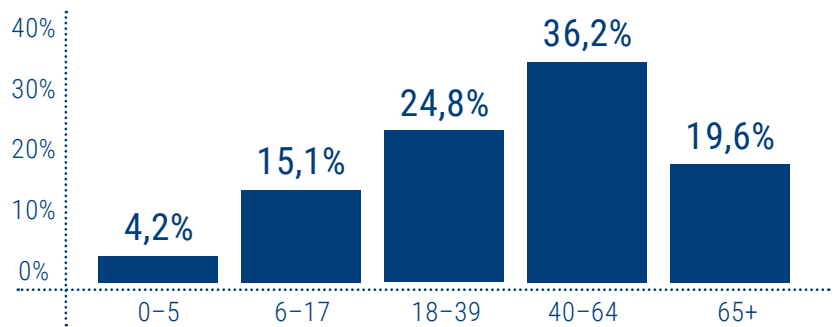
79,2%

BREAKDOWN OF DECLARATIONS

► BY PATIENT'S GENDER



► BY PATIENT'S AGE



► BY DOCTOR'S SPECIALTY



► BY PROVIDER PROPERTY STATUS

MUNICIPAL	829 930
PRIVATE (WITHOUT PE)	21 828
PE	12 688
<b>TOTAL</b>	<b>864 446</b>

DOCTOR'S SPECIALTY	NUMBER OF DOCTORS	NUMBER OF DOCTORS WITH OPS*	% WITH OPS*
PEDIATRICIAN	115	43	37,4%
FAMILY PHYSICIAN	418	177	42,3%
THERAPIST	96	12	12,5%
<b>TOTAL</b>	<b>629</b>	<b>232</b>	<b>36,9%</b>

\*OPS – optimal practice size

## TREATED CASES BY PRIORITY GROUPS OF SERVICES

NUMBER OF PROVIDERS  
THAT PROVIDED SERVICES

24

SERVICES  
PROVIDED

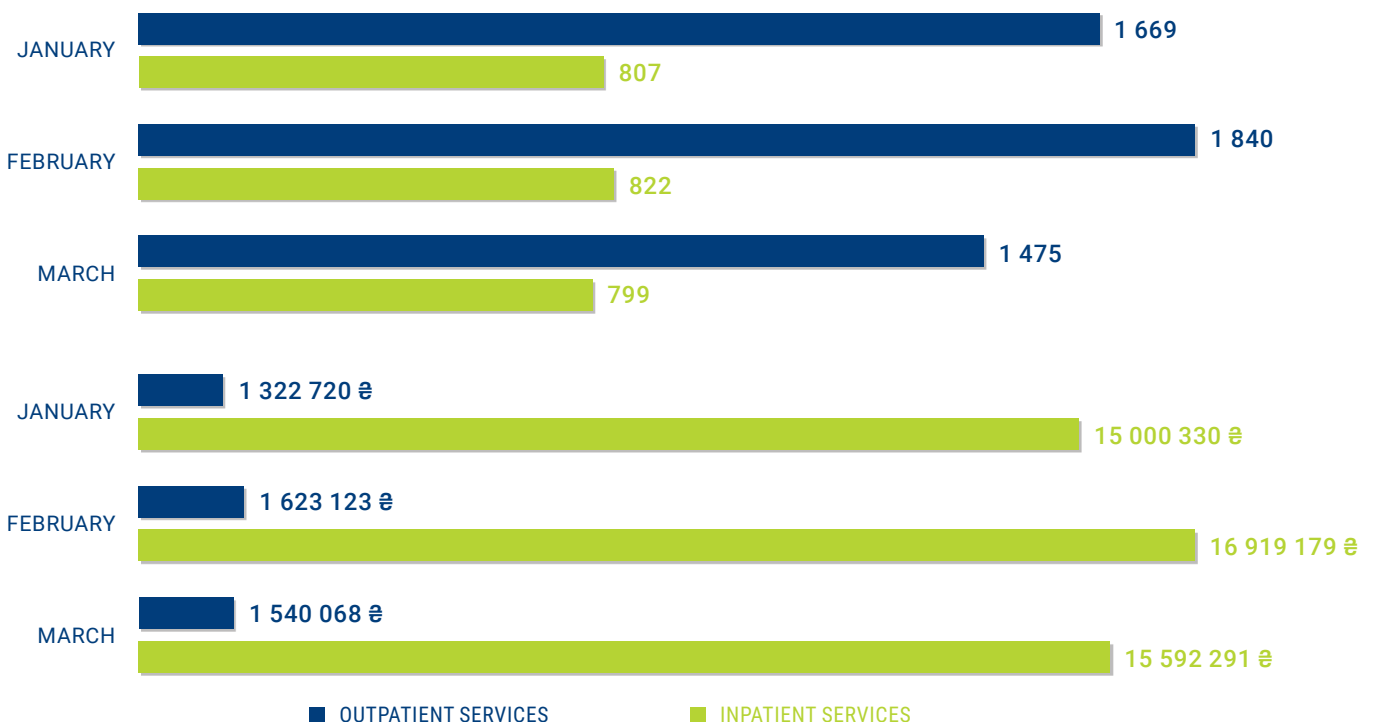
7 412

AMOUNT PAID  
FOR SERVICES PROVIDED

51 997 711 ₴

GROUPS OF SERVICES	PROVIDERS	SERVICES PROVIDED	AMOUNT PAID
<b>OUTPATIENT SERVICES</b>	<b>23</b>	<b>4 984</b>	<b>4 485 911 ₴</b>
Bronchoscopy	5	108	148 408 ₴
Hysteroscopy	14	192	691 266 ₴
Esophagogastroduodenoscopy	21	2 210	2 256 480 ₴
Colonoscopy	14	595	824 175 ₴
Mammography	4	1 724	413 760 ₴
Cystoscopy	9	155	151 822 ₴
<b>INPATIENT SERVICES</b>	<b>14</b>	<b>2 428</b>	<b>47 511 800 ₴</b>
Health care for newborns in complicated neonatal cases	2	208	7 417 762 ₴
Health care for acute myocardial infarction	2	224	7 947 464 ₴
Health care for acute cerebral stroke	9	913	15 689 635 ₴
Health care at childbirth	11	1 083	16 456 939 ₴

## NUMBER OF AND AMOUNT PAID FOR SERVICES BY MONTH



By the place of registration of service providers.

## PAYMENTS TO HEALTH CARE PROVIDERS

### ► BY PROPERTY STATUS

PROPERTY STATUS	AMOUNT PAID	NUMBER OF PROVIDERS
MUNICIPAL	935 051 361 ₴	76
PRIVATE (WITHOUT PE)	1 793 830 ₴	6
PE	3 040 610 ₴	11

### ► BY TYPE OF CARE

EMERGENCY	72 924 092 ₴
PRIMARY	163 302 222 ₴
SPECIALIZED	703 659 487 ₴

### ► TOTAL AMOUNT PAID

939 885 801 ₴

### ► BREAKDOWN OF PAYMENTS BY TYPE OF CARE

NUMBER OF PATIENTS WHO RECEIVED SERVICES

339 968

TYPE OF CARE	NUMBER OF PROVIDERS	NUMBER OF PATIENTS WHO RECEIVED SERVICES	AMOUNT PAID
General outpatient services	39	172 893	104 403 217 ₴
Screening for the early detection of neoplasms	23	4 685	4 485 911 ₴
Dialysis	6	189	15 330 127 ₴
Assistive reproductive technologies	---	---	---
Emergency care <sup>1</sup>	1	---	72 924 092 ₴
Delivery of care in special conditions <sup>2</sup>	9	---	45 755 629 ₴
Staff retention <sup>3</sup>	29	---	2 566 688 ₴
TB treatment	31	609	10 469 675 ₴
Health care for people with HIV	28	6 851	6 623 735 ₴
Rehabilitation	9	2 270	31 096 518 ₴
Oncology	3	2 646	44 824 068 ₴
Palliative care	47	1 205	22 411 281 ₴
Primary health care	60	258 674	163 302 222 ₴
Priority inpatient services	14	2 419	47 511 800 ₴
Mental health care	41	7 644	27 846 666 ₴
Special tests	12	583	901 072 ₴
General inpatient services	28	33 281	335 586 530 ₴
Dental care	20	20 001	3 846 570 ₴
Transplantation	---	---	---

Payment for health services is based on <sup>1</sup>the population of the region, <sup>2</sup>the preparedness of the facility to provide care, and <sup>3</sup>availability of staff at the facility within the global budget.

By the place of registration of service providers.

## REHABILITATION

### ► PROVISION OF SERVICES UNDER PMG REHABILITATION CONTRACTS

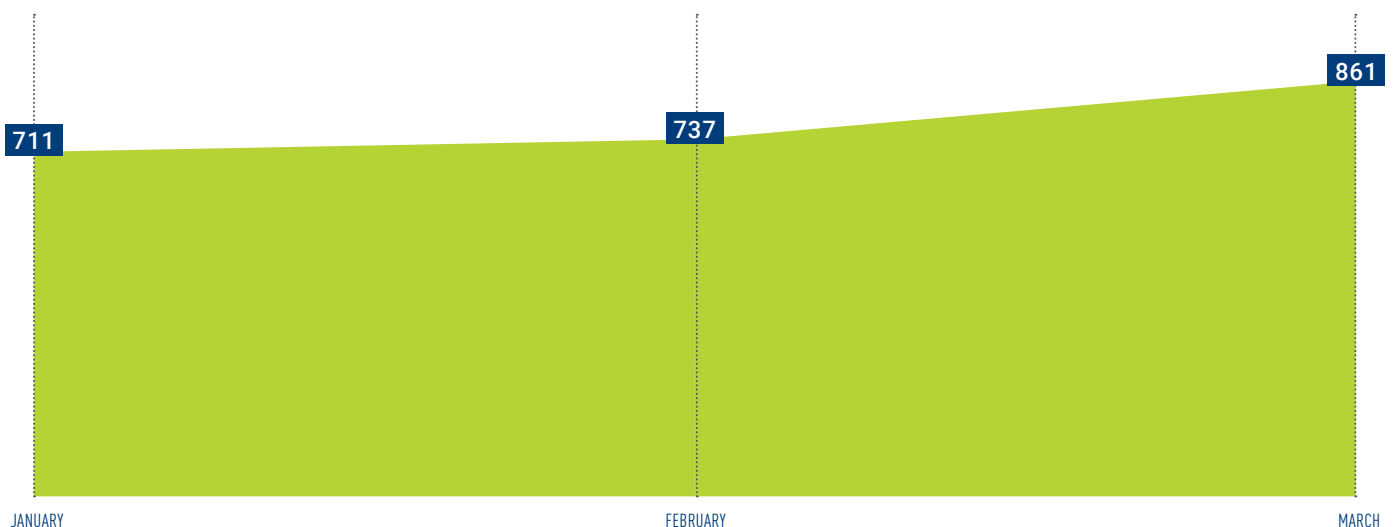
NUMBER OF PROVIDERS	NUMBER OF PATIENTS WHO RECEIVED SERVICES	AMOUNT PAID
9	2 270	31 096 518 ₴

### ► PAYMENTS TO HEALTH CARE PROVIDERS UNDER PMG

BY PROVIDER PROPERTY STATUS		
PROPERTY STATUS	AMOUNT PAID	NUMBER OF PROVIDERS
MUNICIPAL	31 096 518 ₴	9

GROUP OF SERVICES	NUMBER OF PROVIDERS	NUMBER OF PATIENTS WHO RECEIVED SERVICES	AMOUNT PAID
Rehabilitation for babies born prematurely and/or sick during the first three years of life	3	63	714 120 ₴
Inpatient rehabilitation for adults and children	6	641	13 903 538 ₴
Outpatient rehabilitation for adults and children	8	1 577	16 478 860 ₴

### ► NUMBER OF PATIENTS TREATED BY MONTH



By the place of registration of service providers.



DECLARATIONS SUBMITTED TO PHC PHYSICIANS

CURRENT  
POPULATION

2 351 392

NUMBER OF SUBMITTED  
DECLARATIONS

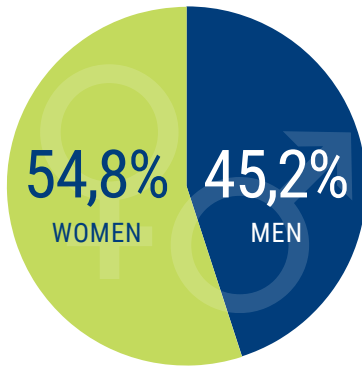
2 035 627

POPULATION  
WITH DECLARATIONS

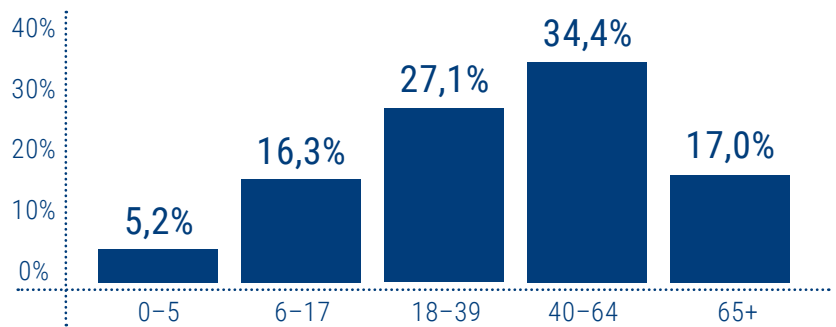
86,6%

BREAKDOWN OF DECLARATIONS

► BY PATIENT'S GENDER



► BY PATIENT'S AGE



► BY DOCTOR'S SPECIALTY



► BY PROVIDER PROPERTY STATUS

MUNICIPAL	1 719 940
PRIVATE (WITHOUT PE)	131 187
PE	184 500
<b>TOTAL</b>	<b>2 035 627</b>

DOCTOR'S SPECIALTY	NUMBER OF DOCTORS	NUMBER OF DOCTORS WITH OPS*	% WITH OPS*
PEDIATRICIAN	370	85	23,0%
FAMILY PHYSICIAN	1 144	431	37,7%
THERAPIST	119	13	10,9%
<b>TOTAL</b>	<b>1 633</b>	<b>529</b>	<b>32,4%</b>

\*OPS – optimal practice size



## TREATED CASES BY PRIORITY GROUPS OF SERVICES

NUMBER OF PROVIDERS  
THAT PROVIDED SERVICES

51

SERVICES  
PROVIDED

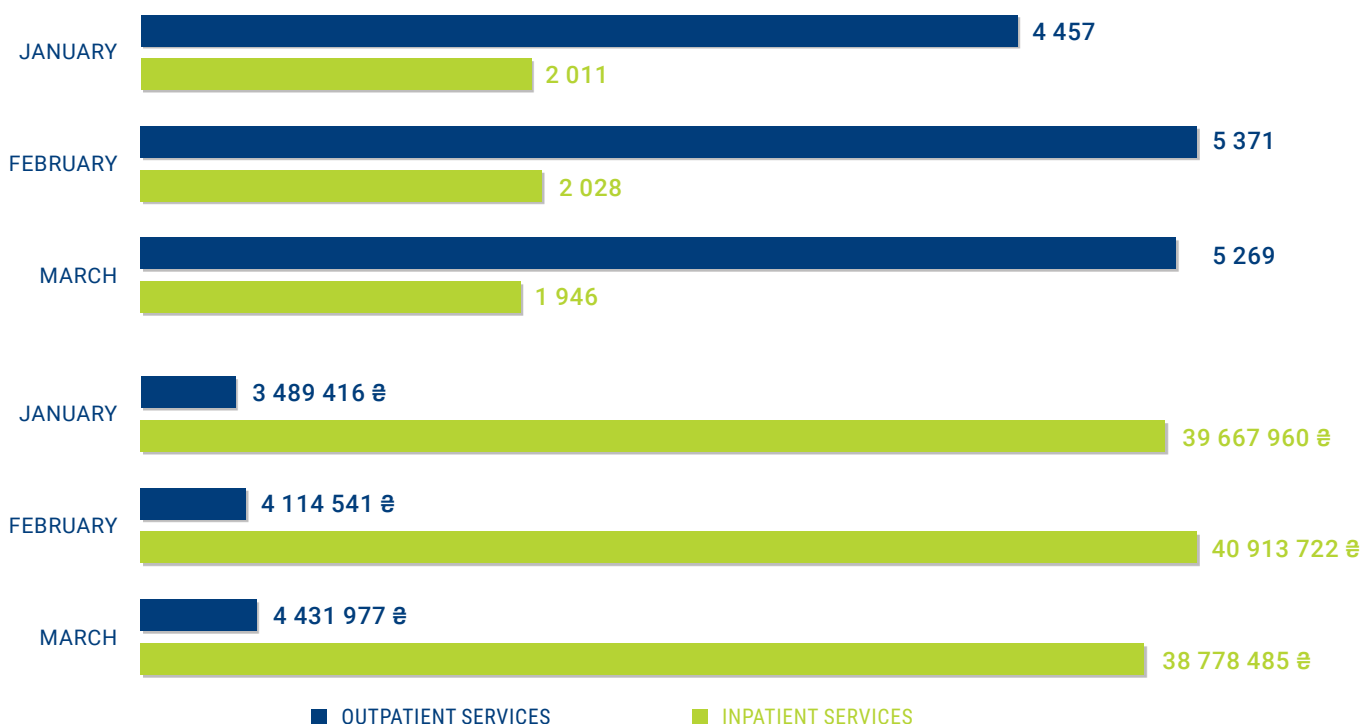
21 082

AMOUNT PAID  
FOR SERVICES PROVIDED

131 396 101 ₴

GROUPS OF SERVICES	PROVIDERS	SERVICES PROVIDED	AMOUNT PAID
<b>OUTPATIENT SERVICES</b>	<b>42</b>	<b>15 097</b>	<b>12 035 934 ₴</b>
Bronchoscopy	9	299	512 985 ₴
Hysteroscopy	19	613	1 982 952 ₴
Esophagogastroduodenoscopy	34	3 438	4 582 244 ₴
Colonoscopy	28	1 504	2 342 766 ₴
Mammography	16	8 767	2 101 440 ₴
Cystoscopy	16	476	513 547 ₴
<b>INPATIENT SERVICES</b>	<b>29</b>	<b>5 985</b>	<b>119 360 167 ₴</b>
Health care for newborns in complicated neonatal cases	7	526	14 432 404 ₴
Health care for acute myocardial infarction	7	624	23 518 891 ₴
Health care for acute cerebral stroke	17	1 807	33 939 316 ₴
Health care at childbirth	19	3 028	47 469 556 ₴

## NUMBER OF AND AMOUNT PAID FOR SERVICES BY MONTH



By the place of registration of service providers.

## PAYMENTS TO HEALTH CARE PROVIDERS

### ► BY PROPERTY STATUS

PROPERTY STATUS	AMOUNT PAID	NUMBER OF PROVIDERS
MUNICIPAL	2 110 447 508 ₴	130
PRIVATE (WITHOUT PE)	60 088 290 ₴	35
PE	33 340 366 ₴	93

### ► BY TYPE OF CARE

EMERGENCY	182 203 229 ₴
PRIMARY	392 249 202 ₴
SPECIALIZED	1 629 423 733 ₴

### ► TOTAL AMOUNT PAID

2 203 876 164 ₴

### ► BREAKDOWN OF PAYMENTS BY TYPE OF CARE

NUMBER OF PATIENTS WHO RECEIVED SERVICES

777 748

TYPE OF CARE	NUMBER OF PROVIDERS	NUMBER OF PATIENTS WHO RECEIVED SERVICES	AMOUNT PAID
General outpatient services	83	414 977	302 195 711 ₴
Screening for the early detection of neoplasms	42	13 840	12 035 934 ₴
Dialysis	3	499	41 001 153 ₴
Assistive reproductive technologies	---	---	---
Emergency care <sup>1</sup>	1	---	182 203 229 ₴
Delivery of care in special conditions <sup>2</sup>	13	---	35 989 261 ₴
Staff retention <sup>3</sup>	64	---	8 815 893 ₴
TB treatment	19	1 098	27 447 838 ₴
Health care for people with HIV	27	15 984	14 814 338 ₴
Rehabilitation	23	4 171	57 344 088 ₴
Oncology	5	4 674	99 266 387 ₴
Palliative care	70	2 163	47 017 255 ₴
Primary health care	205	596 031	392 249 202 ₴
Priority inpatient services	29	5 927	119 360 167 ₴
Mental health care	55	11 236	63 830 742 ₴
Special tests	18	1 445	2 238 352 ₴
General inpatient services	52	74 093	793 116 228 ₴
Dental care	30	23 015	4 176 120 ₴
Transplantation	1	35	774 265 ₴

Payment for health services is based on <sup>1</sup>the population of the region, <sup>2</sup>the preparedness of the facility to provide care, and <sup>3</sup>availability of staff at the facility within the global budget.

By the place of registration of service providers.

## REHABILITATION

### ► PROVISION OF SERVICES UNDER PMG REHABILITATION CONTRACTS


NUMBER OF PROVIDERS	NUMBER OF PATIENTS WHO RECEIVED SERVICES	AMOUNT PAID
23	4 171	57 344 088 ₴

### ► PAYMENTS TO HEALTH CARE PROVIDERS UNDER PMG

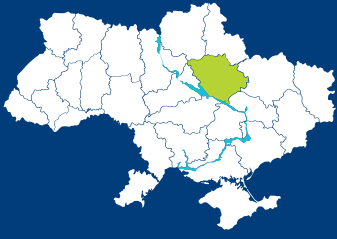
BY PROVIDER PROPERTY STATUS		
PROPERTY STATUS	AMOUNT PAID	NUMBER OF PROVIDERS
MUNICIPAL	34 443 923 ₴	17
PRIVATE (WITHOUT PE)	22 900 166 ₴	6

GROUP OF SERVICES	NUMBER OF PROVIDERS	NUMBER OF PATIENTS WHO RECEIVED SERVICES	AMOUNT PAID
Rehabilitation for babies born prematurely and/or sick during the first three years of life	6	273	3 094 520 ₴
Inpatient rehabilitation for adults and children	10	995	22 633 528 ₴
Outpatient rehabilitation for adults and children	22	2 915	31 616 040 ₴

### ► NUMBER OF PATIENTS TREATED BY MONTH



By the place of registration of service providers.



DECLARATIONS SUBMITTED TO PHC PHYSICIANS

CURRENT  
POPULATION

1 352 283

NUMBER OF SUBMITTED  
DECLARATIONS

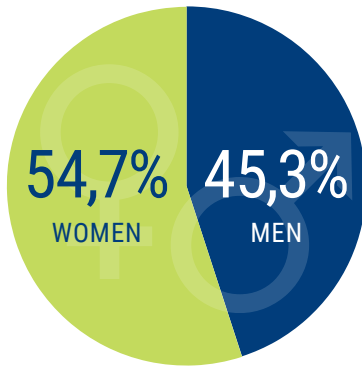
1 227 002

POPULATION  
WITH DECLARATIONS

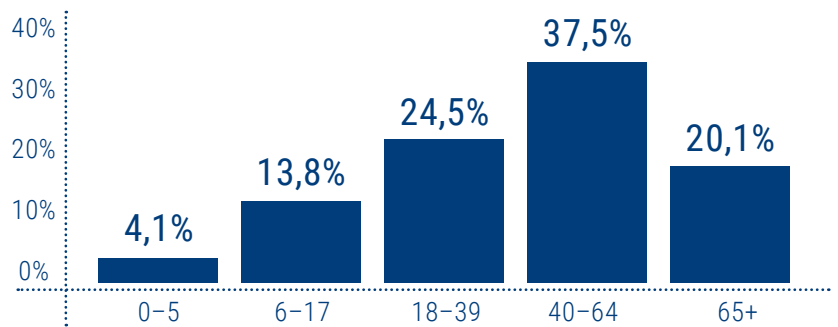
90,7%

BREAKDOWN OF DECLARATIONS

► BY PATIENT'S GENDER



► BY PATIENT'S AGE



► BY DOCTOR'S SPECIALTY



► BY PROVIDER PROPERTY STATUS

MUNICIPAL	1 106 895
PRIVATE (WITHOUT PE)	50 000
PE	70 107
<b>TOTAL</b>	<b>1 227 002</b>

DOCTOR'S SPECIALTY	NUMBER OF DOCTORS	NUMBER OF DOCTORS WITH OPS*	% WITH OPS*
PEDIATRICIAN	224	41	18,3%
FAMILY PHYSICIAN	684	191	27,9%
THERAPIST	81	2	2,5%
<b>TOTAL</b>	<b>989</b>	<b>234</b>	<b>23,7%</b>

\*OPS – optimal practice size

## TREATED CASES BY PRIORITY GROUPS OF SERVICES

NUMBER OF PROVIDERS  
THAT PROVIDED SERVICES

41

SERVICES  
PROVIDED

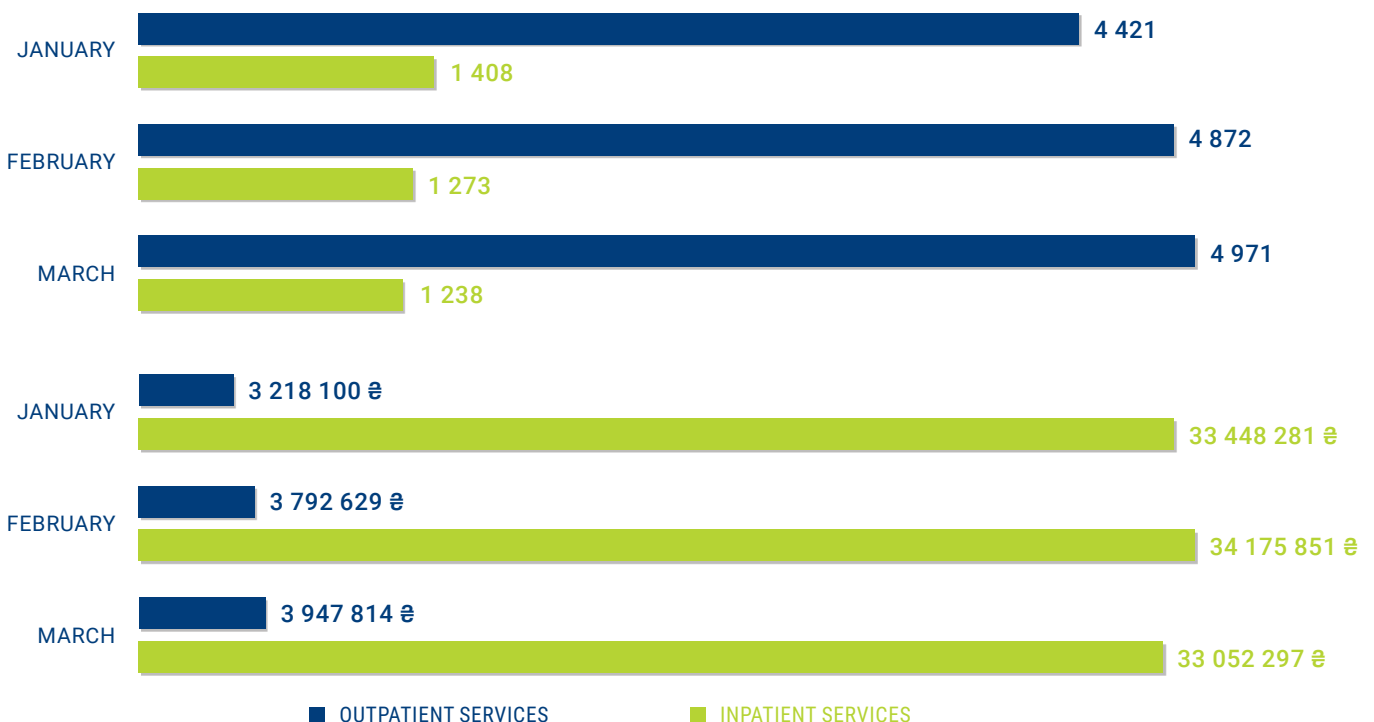
18 183

AMOUNT PAID  
FOR SERVICES PROVIDED

111 634 972 ₴

GROUPS OF SERVICES	PROVIDERS	SERVICES PROVIDED	AMOUNT PAID
<b>OUTPATIENT SERVICES</b>	<b>40</b>	<b>14 264</b>	<b>10 958 543 ₴</b>
Bronchoscopy	5	120	160 823 ₴
Hysteroscopy	23	736	2 200 858 ₴
Esophagogastroduodenoscopy	36	4 844	4 827 824 ₴
Colonoscopy	29	1 198	1 741 146 ₴
Mammography	11	6 978	1 665 120 ₴
Cystoscopy	15	388	362 772 ₴
<b>INPATIENT SERVICES</b>	<b>15</b>	<b>3 919</b>	<b>100 676 429 ₴</b>
Health care for newborns in complicated neonatal cases	4	499	17 168 293 ₴
Health care for acute myocardial infarction	3	424	16 906 413 ₴
Health care for acute cerebral stroke	9	1 556	39 842 645 ₴
Health care at childbirth	10	1 440	26 759 078 ₴

## NUMBER OF AND AMOUNT PAID FOR SERVICES BY MONTH



By the place of registration of service providers.

## PAYMENTS TO HEALTH CARE PROVIDERS

### ► BY PROPERTY STATUS

PROPERTY STATUS	AMOUNT PAID	NUMBER OF PROVIDERS
MUNICIPAL	1 486 552 976 ₴	99
PRIVATE (WITHOUT PE)	15 667 360 ₴	11
PE	13 053 106 ₴	31

### ► BY TYPE OF CARE

EMERGENCY	112 135 396 ₴
PRIMARY	238 297 757 ₴
SPECIALIZED	1 164 840 290 ₴

### ► TOTAL AMOUNT PAID

1 515 273 443 ₴

### ► BREAKDOWN OF PAYMENTS BY TYPE OF CARE

NUMBER OF PATIENTS WHO RECEIVED SERVICES

572 915

TYPE OF CARE	NUMBER OF PROVIDERS	NUMBER OF PATIENTS WHO RECEIVED SERVICES	AMOUNT PAID
General outpatient services	55	302 531	169 679 996 ₴
Screening for the early detection of neoplasms	40	13 196	10 958 543 ₴
Dialysis	1	230	18 748 272 ₴
Assistive reproductive technologies	---	---	---
Emergency care <sup>1</sup>	1	---	112 135 396 ₴
Delivery of care in special conditions <sup>2</sup>	8	---	24 706 509 ₴
Staff retention <sup>3</sup>	52	---	9 914 271 ₴
TB treatment	27	426	9 687 499 ₴
Health care for people with HIV	20	3 468	3 333 175 ₴
Rehabilitation	22	4 673	68 536 868 ₴
Oncology	5	2 008	65 119 661 ₴
Palliative care	61	1 761	39 440 740 ₴
Primary health care	90	455 807	238 297 757 ₴
Priority inpatient services	15	3 883	100 676 429 ₴
Mental health care	54	12 141	46 847 215 ₴
Special tests	7	455	697 296 ₴
General inpatient services	48	57 595	591 415 237 ₴
Dental care	32	29 860	5 078 580 ₴
Transplantation	---	---	---

Payment for health services is based on <sup>1</sup>the population of the region, <sup>2</sup>the preparedness of the facility to provide care, and <sup>3</sup>availability of staff at the facility within the global budget.

By the place of registration of service providers.

## REHABILITATION

### ► PROVISION OF SERVICES UNDER PMG REHABILITATION CONTRACTS

NUMBER OF PROVIDERS	NUMBER OF PATIENTS WHO RECEIVED SERVICES	AMOUNT PAID
22	4 673	68 536 868 ₴


### ► PAYMENTS TO HEALTH CARE PROVIDERS UNDER PMG

#### BY PROVIDER PROPERTY STATUS

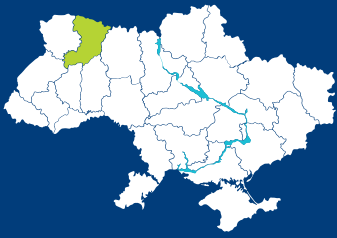
PROPERTY STATUS	AMOUNT PAID	NUMBER OF PROVIDERS
MUNICIPAL	61 921 331 ₴	21
PRIVATE (WITHOUT PE)	6 615 537 ₴	1

GROUP OF SERVICES	NUMBER OF PROVIDERS	NUMBER OF PATIENTS WHO RECEIVED SERVICES	AMOUNT PAID
Rehabilitation for babies born prematurely and/or sick during the first three years of life	3	184	1 980 060 ₴
Inpatient rehabilitation for adults and children	18	1 739	38 693 864 ₴
Outpatient rehabilitation for adults and children	21	2 772	27 862 944 ₴

### ► NUMBER OF PATIENTS TREATED BY MONTH



By the place of registration of service providers.



DECLARATIONS SUBMITTED TO PHC PHYSICIANS

CURRENT  
POPULATION

1 141 784

NUMBER OF SUBMITTED  
DECLARATIONS

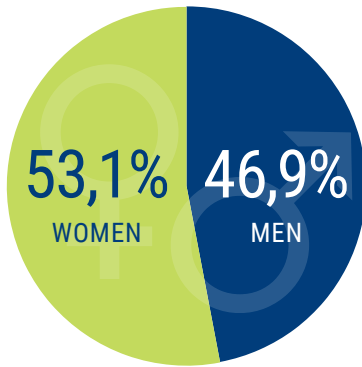
1 065 968

POPULATION  
WITH DECLARATIONS

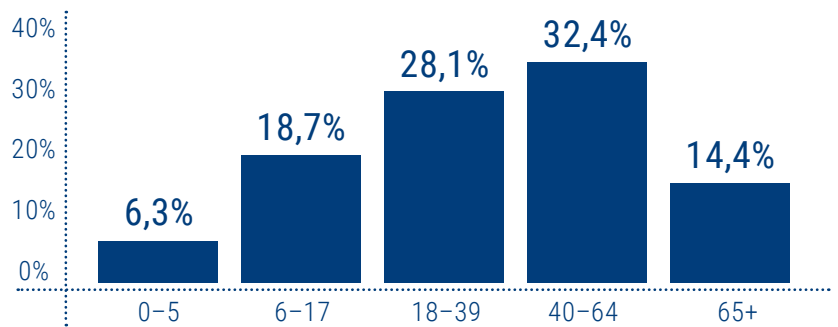
93,4%

BREAKDOWN OF DECLARATIONS

► BY PATIENT'S GENDER



► BY PATIENT'S AGE



► BY DOCTOR'S SPECIALTY



► BY PROVIDER PROPERTY STATUS

MUNICIPAL	952 153
PRIVATE (WITHOUT PE)	53 482
PE	60 333
<b>TOTAL</b>	<b>1 065 968</b>

DOCTOR'S SPECIALTY	NUMBER OF DOCTORS	NUMBER OF DOCTORS WITH OPS*	% WITH OPS*
PEDIATRICIAN	196	48	24,5%
FAMILY PHYSICIAN	580	168	29,0%
THERAPIST	100	9	9,0%
<b>TOTAL</b>	<b>876</b>	<b>225</b>	<b>25,7%</b>

\*OPS – optimal practice size



## TREATED CASES BY PRIORITY GROUPS OF SERVICES

NUMBER OF PROVIDERS  
THAT PROVIDED SERVICES

30

SERVICES  
PROVIDED

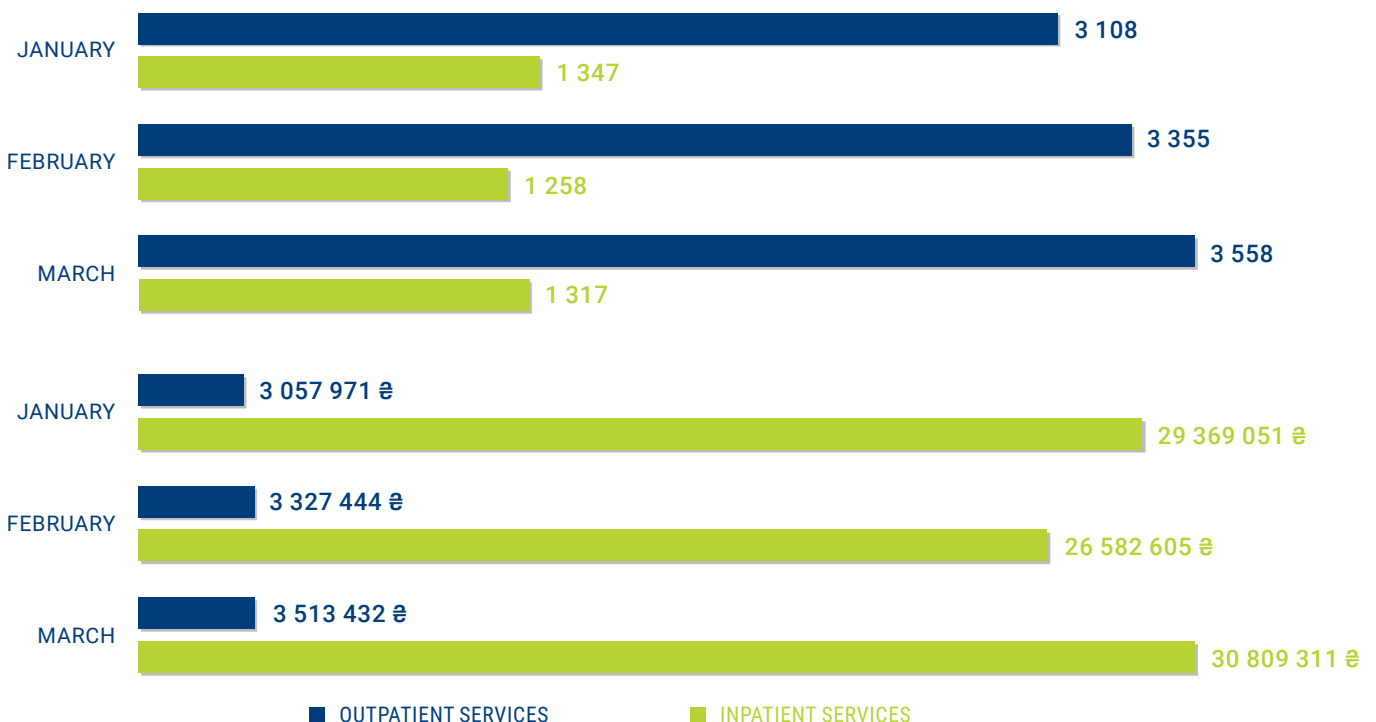
13 943

AMOUNT PAID  
FOR SERVICES PROVIDED

96 659 814 ₴

GROUPS OF SERVICES	PROVIDERS	SERVICES PROVIDED	AMOUNT PAID
<b>OUTPATIENT SERVICES</b>	<b>29</b>	<b>10 021</b>	<b>9 898 847 ₴</b>
Bronchoscopy	5	205	254 809 ₴
Hysteroscopy	13	354	1 135 454 ₴
Esophagogastroduodenoscopy	24	4 791	6 034 252 ₴
Colonoscopy	18	1 056	1 576 644 ₴
Mammography	5	3 538	825 360 ₴
Cystoscopy	7	77	72 328 ₴
<b>INPATIENT SERVICES</b>	<b>16</b>	<b>3 922</b>	<b>86 760 967 ₴</b>
Health care for newborns in complicated neonatal cases	3	460	17 559 708 ₴
Health care for acute myocardial infarction	3	283	10 666 646 ₴
Health care for acute cerebral stroke	8	1 013	23 972 369 ₴
Health care at childbirth	12	2 166	34 562 244 ₴

## NUMBER OF AND AMOUNT PAID FOR SERVICES BY MONTH



By the place of registration of service providers.

## PAYMENTS TO HEALTH CARE PROVIDERS

### ► BY PROPERTY STATUS

PROPERTY STATUS	AMOUNT PAID	NUMBER OF PROVIDERS
MUNICIPAL	1 377 231 850 ₴	84
PRIVATE (WITHOUT PE)	12 646 078 ₴	15
PE	13 531 396 ₴	52

### ► BY TYPE OF CARE

EMERGENCY	86 074 676 ₴
PRIMARY	210 683 826 ₴
SPECIALIZED	1 106 650 821 ₴

### ► TOTAL AMOUNT PAID

1 403 409 324 ₴

### ► BREAKDOWN OF PAYMENTS BY TYPE OF CARE

NUMBER OF PATIENTS WHO RECEIVED SERVICES

495 081

TYPE OF CARE	NUMBER OF PROVIDERS	NUMBER OF PATIENTS WHO RECEIVED SERVICES	AMOUNT PAID
General outpatient services	45	271 816	215 630 417 ₴
Screening for the early detection of neoplasms	29	9 217	9 898 847 ₴
Dialysis	2	177	9 281 394 ₴
Assistive reproductive technologies	---	---	---
Emergency care <sup>1</sup>	1	---	86 074 676 ₴
Delivery of care in special conditions <sup>2</sup>	7	---	19 846 769 ₴
Staff retention <sup>3</sup>	25	---	6 212 519 ₴
TB treatment	27	340	6 678 653 ₴
Health care for people with HIV	8	1 961	1 927 221 ₴
Rehabilitation	19	2 261	47 555 321 ₴
Oncology	3	2 314	49 436 273 ₴
Palliative care	49	1 612	31 658 914 ₴
Primary health care	120	403 508	210 683 826 ₴
Priority inpatient services	16	3 884	86 760 967 ₴
Mental health care	40	5 127	37 656 198 ₴
Special tests	6	230	324 768 ₴
General inpatient services	37	55 411	582 299 391 ₴
Dental care	15	8 649	1 483 170 ₴
Transplantation	---	---	---

Payment for health services is based on <sup>1</sup>the population of the region, <sup>2</sup>the preparedness of the facility to provide care, and <sup>3</sup>availability of staff at the facility within the global budget.

By the place of registration of service providers.

## REHABILITATION

### ► PROVISION OF SERVICES UNDER PMG REHABILITATION CONTRACTS

NUMBER OF PROVIDERS	NUMBER OF PATIENTS WHO RECEIVED SERVICES	AMOUNT PAID
19	2 261	47 555 321 ₴


### ► PAYMENTS TO HEALTH CARE PROVIDERS UNDER PMG

#### BY PROVIDER PROPERTY STATUS

PROPERTY STATUS	AMOUNT PAID	NUMBER OF PROVIDERS
MUNICIPAL	46 711 361 ₴	18
PRIVATE (WITHOUT PE)	843 960 ₴	1

GROUP OF SERVICES	NUMBER OF PROVIDERS	NUMBER OF PATIENTS WHO RECEIVED SERVICES	AMOUNT PAID
Rehabilitation for babies born prematurely and/or sick during the first three years of life	4	185	2 034 160 ₴
Inpatient rehabilitation for adults and children	12	1 193	36 042 841 ₴
Outpatient rehabilitation for adults and children	15	891	9 478 320 ₴

### ► NUMBER OF PATIENTS TREATED BY MONTH



By the place of registration of service providers.



DECLARATIONS SUBMITTED TO PHC PHYSICIANS

CURRENT  
POPULATION

1 035 772

NUMBER OF SUBMITTED  
DECLARATIONS

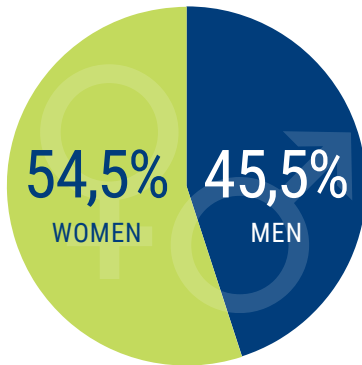
896 207

POPULATION  
WITH DECLARATIONS

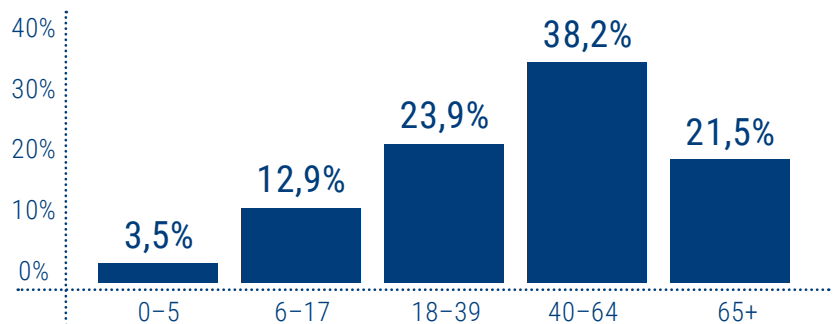
86,5%

BREAKDOWN OF DECLARATIONS


► BY PATIENT'S GENDER



► BY PATIENT'S AGE



► BY DOCTOR'S SPECIALTY



► BY PROVIDER PROPERTY STATUS

MUNICIPAL	752 772
PRIVATE (WITHOUT PE)	88 120
PE	55 315
<b>TOTAL</b>	<b>896 207</b>

DOCTOR'S SPECIALTY	NUMBER OF DOCTORS	NUMBER OF DOCTORS WITH OPS*	% WITH OPS*
PEDIATRICIAN	129	20	15,5%
FAMILY PHYSICIAN	466	75	16,1%
THERAPIST	146	10	6,8%
<b>TOTAL</b>	<b>741</b>	<b>105</b>	<b>14,2%</b>

\*OPS – optimal practice size

## TREATED CASES BY PRIORITY GROUPS OF SERVICES

NUMBER OF PROVIDERS  
THAT PROVIDED SERVICES

31

SERVICES  
PROVIDED

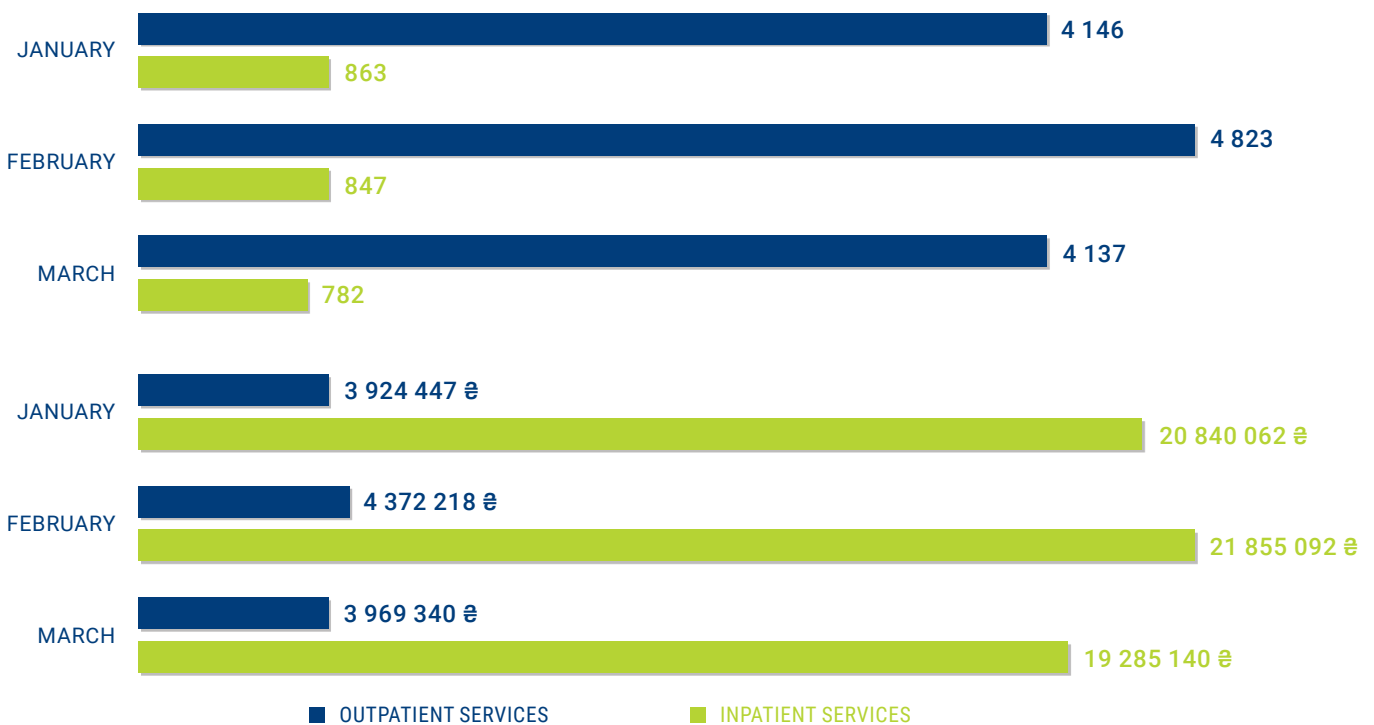
15 598

AMOUNT PAID  
FOR SERVICES PROVIDED

74 246 299 ₴

GROUPS OF SERVICES	PROVIDERS	SERVICES PROVIDED	AMOUNT PAID
<b>OUTPATIENT SERVICES</b>	<b>29</b>	<b>13 106</b>	<b>12 266 005 ₴</b>
Bronchoscopy	7	252	432 171 ₴
Hysteroscopy	16	555	1 563 215 ₴
Esophagogastroduodenoscopy	25	4 458	5 343 282 ₴
Colonoscopy	20	2 111	3 351 978 ₴
Mammography	9	5 498	1 317 360 ₴
Cystoscopy	8	232	257 999 ₴
<b>INPATIENT SERVICES</b>	<b>12</b>	<b>2 492</b>	<b>61 980 294 ₴</b>
Health care for newborns in complicated neonatal cases	3	321	10 206 411 ₴
Health care for acute myocardial infarction	3	226	9 192 680 ₴
Health care for acute cerebral stroke	8	1 020	26 305 955 ₴
Health care at childbirth	7	925	16 275 248 ₴

## NUMBER OF AND AMOUNT PAID FOR SERVICES BY MONTH



By the place of registration of service providers.

## PAYMENTS TO HEALTH CARE PROVIDERS

### ► BY PROPERTY STATUS

PROPERTY STATUS	AMOUNT PAID	NUMBER OF PROVIDERS
MUNICIPAL	1 225 739 618 ₴	81
PRIVATE (WITHOUT PE)	39 441 252 ₴	20
PE	11 099 737 ₴	22

### ► BY TYPE OF CARE

EMERGENCY	73 355 931 ₴
PRIMARY	176 552 304 ₴
SPECIALIZED	1 026 372 373 ₴

### ► TOTAL AMOUNT PAID

1 276 280 607 ₴

### ► BREAKDOWN OF PAYMENTS BY TYPE OF CARE

NUMBER OF PATIENTS WHO RECEIVED SERVICES

382 198

TYPE OF CARE	NUMBER OF PROVIDERS	NUMBER OF PATIENTS WHO RECEIVED SERVICES	AMOUNT PAID
General outpatient services	43	200 921	156 333 312 ₴
Screening for the early detection of neoplasms	29	11 306	12 266 005 ₴
Dialysis	7	283	24 758 187 ₴
Assistive reproductive technologies	---	---	---
Emergency care <sup>1</sup>	1	---	73 355 931 ₴
Delivery of care in special conditions <sup>2</sup>	8	---	45 231 034 ₴
Staff retention <sup>3</sup>	28	---	4 309 891 ₴
TB treatment	17	301	6 028 305 ₴
Health care for people with HIV	10	1 465	1 399 477 ₴
Rehabilitation	19	5 379	79 058 536 ₴
Oncology	3	1 825	63 391 555 ₴
Palliative care	48	2 199	44 983 739 ₴
Primary health care	93	312 371	176 552 304 ₴
Priority inpatient services	12	2 477	61 980 294 ₴
Mental health care	48	6 861	57 587 300 ₴
Special tests	9	358	547 648 ₴
General inpatient services	30	42 895	463 105 090 ₴
Dental care	19	16 307	3 745 170 ₴
Transplantation	1	12	1 646 833 ₴

Payment for health services is based on <sup>1</sup>the population of the region, <sup>2</sup>the preparedness of the facility to provide care, and <sup>3</sup>availability of staff at the facility within the global budget.

By the place of registration of service providers.

## REHABILITATION

### ► PROVISION OF SERVICES UNDER PMG REHABILITATION CONTRACTS

NUMBER OF PROVIDERS	NUMBER OF PATIENTS WHO RECEIVED SERVICES	AMOUNT PAID
19	5 379	79 058 536 ₴

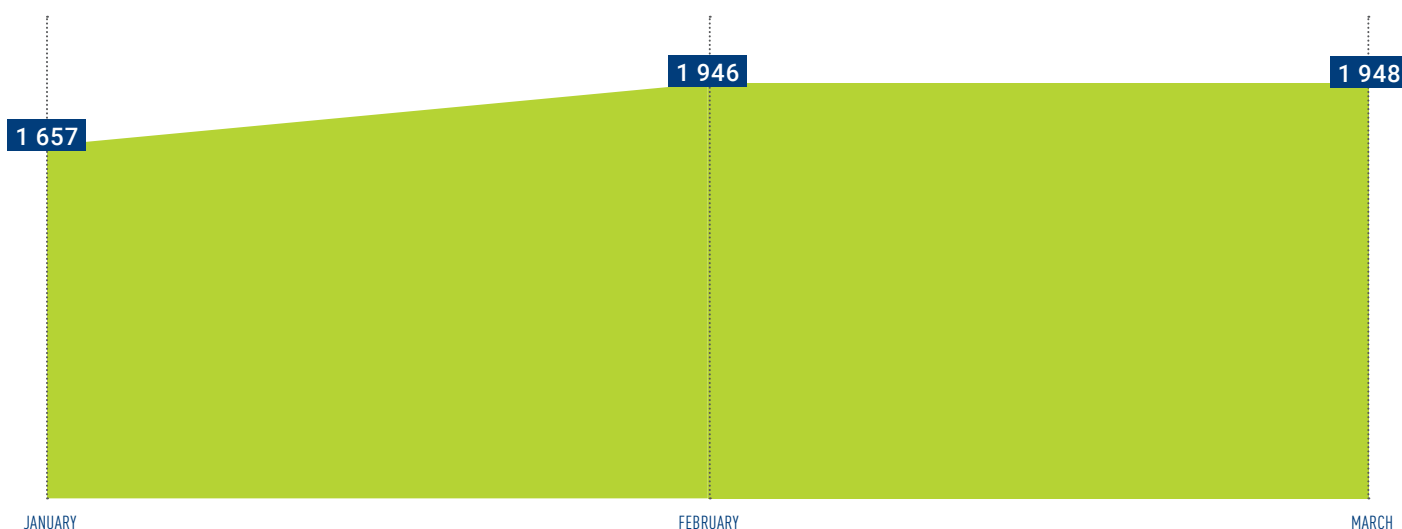
### ► PAYMENTS TO HEALTH CARE PROVIDERS UNDER PMG

#### BY PROVIDER PROPERTY STATUS

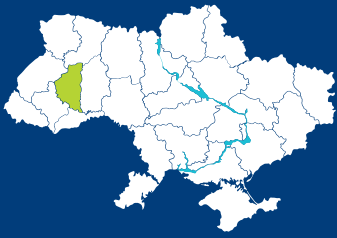
PROPERTY STATUS	AMOUNT PAID	NUMBER OF PROVIDERS
MUNICIPAL	67 730 331 ₴	17
PRIVATE (WITHOUT PE)	11 328 204 ₴	2

GROUP OF SERVICES	NUMBER OF PROVIDERS	NUMBER OF PATIENTS WHO RECEIVED SERVICES	AMOUNT PAID
Rehabilitation for babies born prematurely and/or sick during the first three years of life	4	158	1 742 020 ₴
Inpatient rehabilitation for adults and children	14	1 703	39 132 736 ₴
Outpatient rehabilitation for adults and children	19	3 557	38 183 780 ₴

### ► NUMBER OF PATIENTS TREATED BY MONTH



By the place of registration of service providers.



# TERNOPIIL

oblast

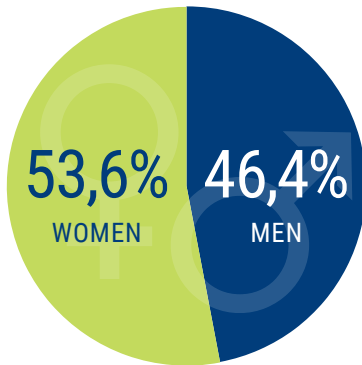
## PRIMARY AND SPECIALIZED HEALTH CARE

### DECLARATIONS SUBMITTED TO PHC PHYSICIANS

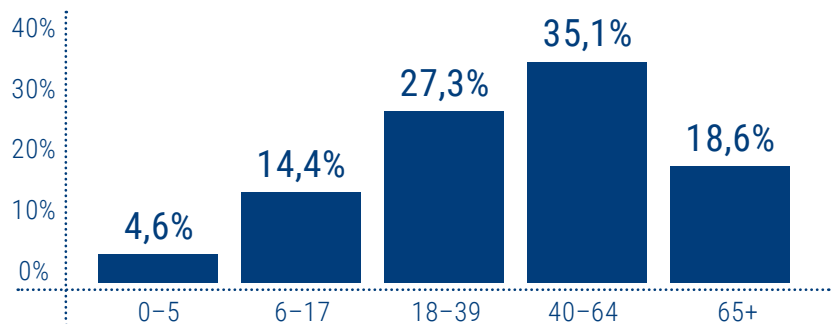
CURRENT POPULATION	NUMBER OF SUBMITTED DECLARATIONS	POPULATION WITH DECLARATIONS
1 021 713	899 851	88,1%

### BREAKDOWN OF DECLARATIONS

#### ► BY PATIENT'S GENDER



#### ► BY PATIENT'S AGE



#### ► BY DOCTOR'S SPECIALTY



#### ► BY PROVIDER PROPERTY STATUS

MUNICIPAL	846 758
PRIVATE (WITHOUT PE)	23 525
PE	29 568
<b>TOTAL</b>	<b>899 851</b>

DOCTOR'S SPECIALTY	NUMBER OF DOCTORS	NUMBER OF DOCTORS WITH OPS*	% WITH OPS*
PEDIATRICIAN	131	13	9,9%
FAMILY PHYSICIAN	552	188	34,1%
THERAPIST	41	1	2,4%
<b>TOTAL</b>	<b>724</b>	<b>202</b>	<b>27,9%</b>

\*OPS – optimal practice size



## TREATED CASES BY PRIORITY GROUPS OF SERVICES

NUMBER OF PROVIDERS  
THAT PROVIDED SERVICES

25

SERVICES  
PROVIDED

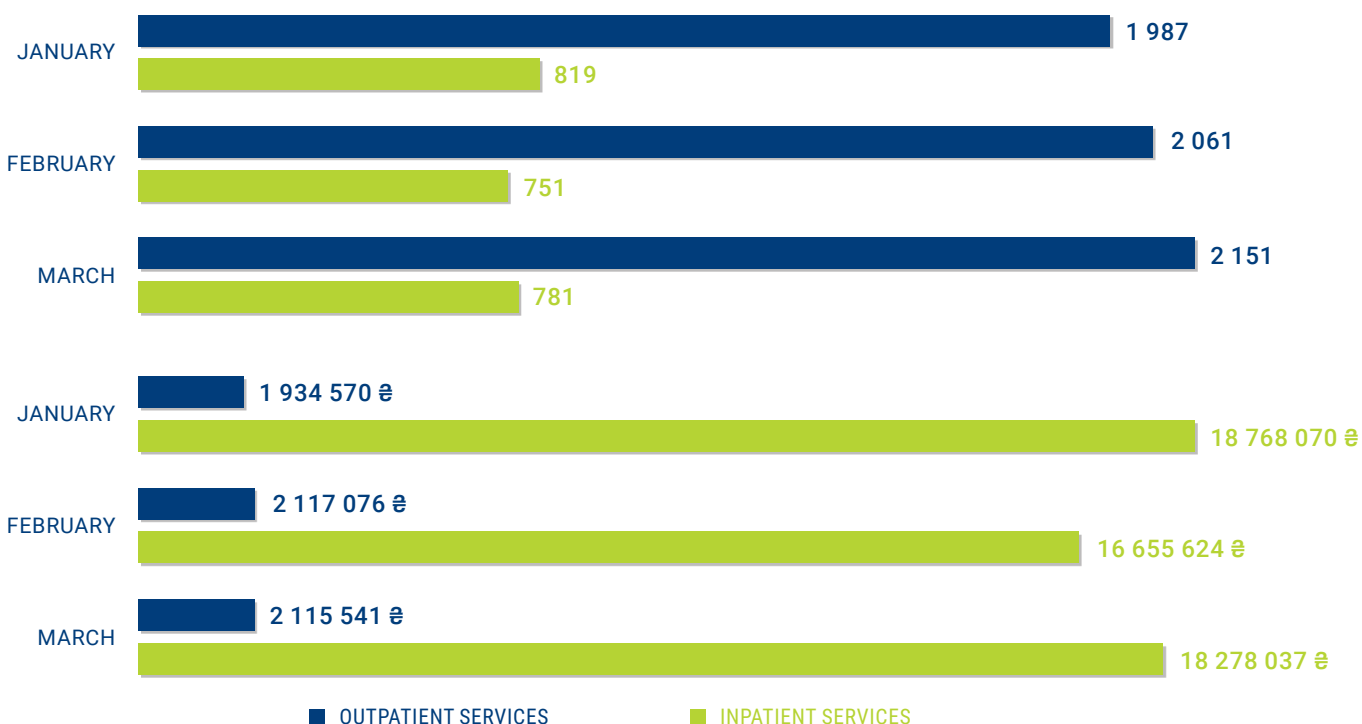
8 550

AMOUNT PAID  
FOR SERVICES PROVIDED

59 868 917 ₴

GROUPS OF SERVICES	PROVIDERS	SERVICES PROVIDED	AMOUNT PAID
<b>OUTPATIENT SERVICES</b>	<b>23</b>	<b>6 199</b>	<b>6 167 187 ₴</b>
Bronchoscopy	5	63	110 406 ₴
Hysteroscopy	12	180	526 697 ₴
Esophagogastroduodenoscopy	20	2 898	3 347 582 ₴
Colonoscopy	15	893	1 415 139 ₴
Mammography	5	1 819	436 560 ₴
Cystoscopy	14	346	330 803 ₴
<b>INPATIENT SERVICES</b>	<b>11</b>	<b>2 351</b>	<b>53 701 730 ₴</b>
Health care for newborns in complicated neonatal cases	3	250	8 915 989 ₴
Health care for acute myocardial infarction	4	175	7 029 807 ₴
Health care for acute cerebral stroke	7	828	17 811 502 ₴
Health care at childbirth	7	1 098	19 944 432 ₴

## NUMBER OF AND AMOUNT PAID FOR SERVICES BY MONTH



By the place of registration of service providers.

## PAYMENTS TO HEALTH CARE PROVIDERS

### ► BY PROPERTY STATUS

PROPERTY STATUS	AMOUNT PAID	NUMBER OF PROVIDERS
MUNICIPAL	1 172 574 116 ₴	87
PRIVATE (WITHOUT PE)	4 295 474 ₴	9
PE	6 499 086 ₴	20

### ► BY TYPE OF CARE

EMERGENCY	79 208 903 ₴
PRIMARY	175 102 626 ₴
SPECIALIZED	929 057 147 ₴

### ► TOTAL AMOUNT PAID

1 183 368 676 ₴

### ► BREAKDOWN OF PAYMENTS BY TYPE OF CARE

NUMBER OF PATIENTS WHO RECEIVED SERVICES

391 522

TYPE OF CARE	NUMBER OF PROVIDERS	NUMBER OF PATIENTS WHO RECEIVED SERVICES	AMOUNT PAID
General outpatient services	45	219 310	160 729 356 ₴
Screening for the early detection of neoplasms	23	5 507	6 167 187 ₴
Dialysis	7	265	20 864 058 ₴
Assistive reproductive technologies	---	---	---
Emergency care <sup>1</sup>	1	---	79 208 903 ₴
Delivery of care in special conditions <sup>2</sup>	5	---	15 054 998 ₴
Staff retention <sup>3</sup>	36	---	5 751 213 ₴
TB treatment	12	202	4 151 217 ₴
Health care for people with HIV	7	906	896 961 ₴
Rehabilitation	18	3 549	54 076 038 ₴
Oncology	4	1 794	38 675 009 ₴
Palliative care	61	2 029	42 226 123 ₴
Primary health care	72	303 046	175 102 626 ₴
Priority inpatient services	11	2 328	53 701 730 ₴
Mental health care	52	6 829	47 147 984 ₴
Special tests	1	419	663 864 ₴
General inpatient services	39	47 181	473 869 692 ₴
Dental care	26	22 117	4 510 350 ₴
Transplantation	1	19	571 369 ₴

Payment for health services is based on <sup>1</sup>the population of the region, <sup>2</sup>the preparedness of the facility to provide care, and <sup>3</sup>availability of staff at the facility within the global budget.

By the place of registration of service providers.

## REHABILITATION

### ► PROVISION OF SERVICES UNDER PMG REHABILITATION CONTRACTS

NUMBER OF PROVIDERS	NUMBER OF PATIENTS WHO RECEIVED SERVICES	AMOUNT PAID
18	3 549	54 076 038 ₴


### ► PAYMENTS TO HEALTH CARE PROVIDERS UNDER PMG

#### BY PROVIDER PROPERTY STATUS

PROPERTY STATUS	AMOUNT PAID	NUMBER OF PROVIDERS
MUNICIPAL	53 329 458 ₴	17
PE	746 580 ₴	1

GROUP OF SERVICES	NUMBER OF PROVIDERS	NUMBER OF PATIENTS WHO RECEIVED SERVICES	AMOUNT PAID
Rehabilitation for babies born prematurely and/or sick during the first three years of life	5	111	1 233 480 ₴
Inpatient rehabilitation for adults and children	13	2 028	38 506 058 ₴
Outpatient rehabilitation for adults and children	17	1 417	14 336 500 ₴

### ► NUMBER OF PATIENTS TREATED BY MONTH



By the place of registration of service providers.



# KHARKIV

oblast

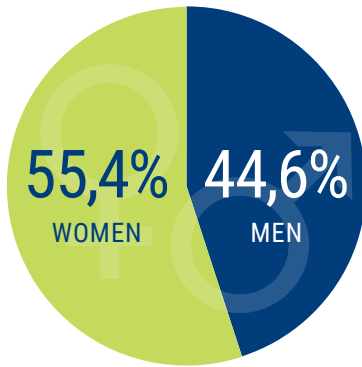
## PRIMARY AND SPECIALIZED HEALTH CARE

### DECLARATIONS SUBMITTED TO PHC PHYSICIANS

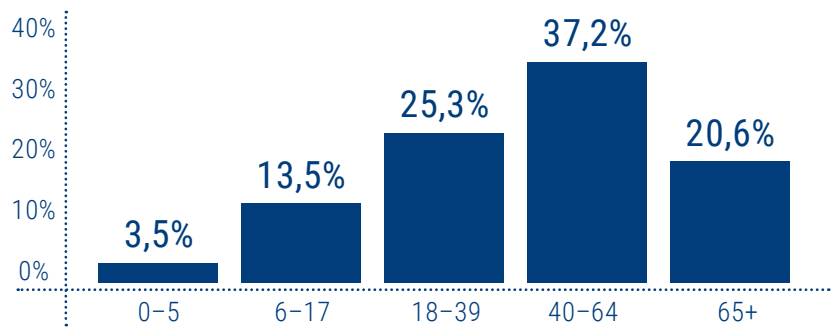
CURRENT POPULATION	NUMBER OF SUBMITTED DECLARATIONS	POPULATION WITH DECLARATIONS
2 598 961	2 032 674	78,2%

### BREAKDOWN OF DECLARATIONS

#### ► BY PATIENT'S GENDER



#### ► BY PATIENT'S AGE



#### ► BY DOCTOR'S SPECIALTY



#### ► BY PROVIDER PROPERTY STATUS

MUNICIPAL	1 903 363
PRIVATE (WITHOUT PE)	41 822
PE	87 489
<b>TOTAL</b>	<b>2 032 674</b>

DOCTOR'S SPECIALTY	NUMBER OF DOCTORS	NUMBER OF DOCTORS WITH OPS*	% WITH OPS*
PEDIATRICIAN	330	58	17,6%
FAMILY PHYSICIAN	763	232	30,4%
THERAPIST	449	148	33,0%
<b>TOTAL</b>	<b>1 542</b>	<b>438</b>	<b>28,4%</b>

\*OPS – optimal practice size

## TREATED CASES BY PRIORITY GROUPS OF SERVICES

NUMBER OF PROVIDERS  
THAT PROVIDED SERVICES

62

SERVICES  
PROVIDED

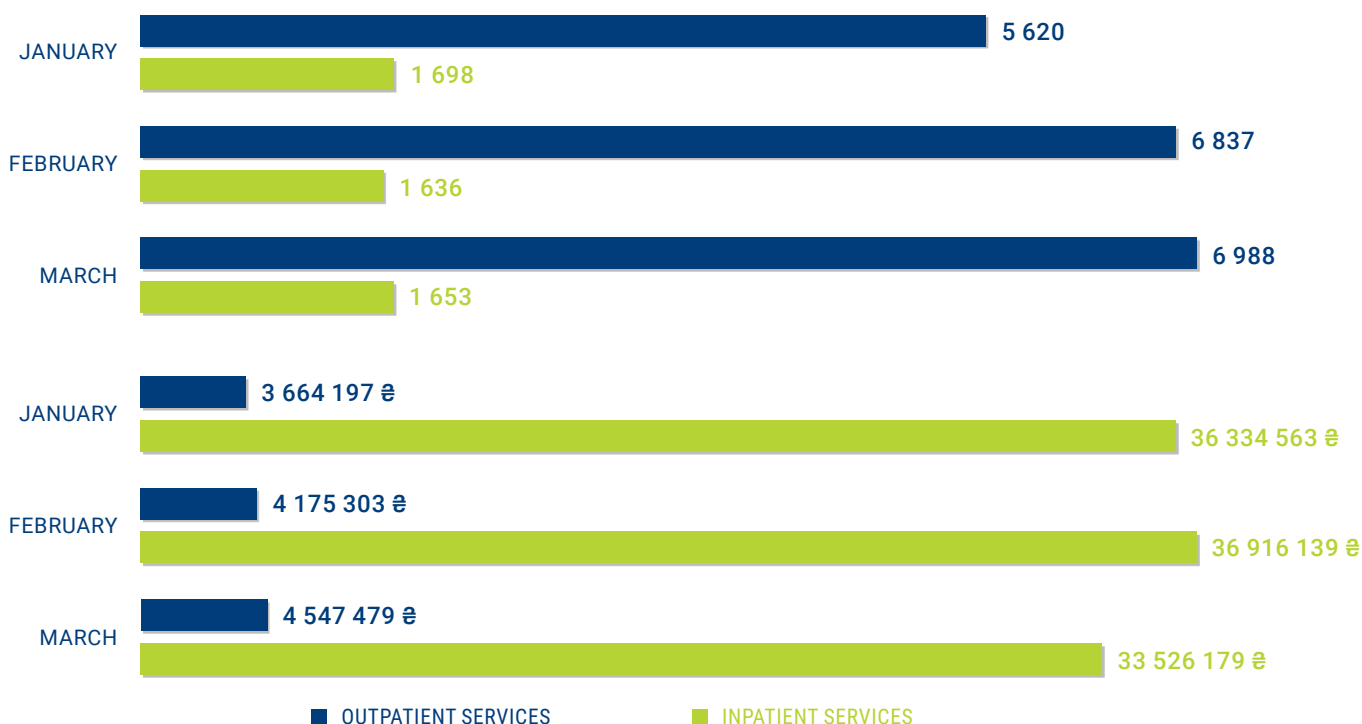
24 432

AMOUNT PAID  
FOR SERVICES PROVIDED

119 163 859 ₴

GROUPS OF SERVICES	PROVIDERS	SERVICES PROVIDED	AMOUNT PAID
<b>OUTPATIENT SERVICES</b>	<b>56</b>	<b>19 445</b>	<b>12 386 979 ₴</b>
Bronchoscopy	6	190	271 213 ₴
Hysteroscopy	20	599	1 933 948 ₴
Esophagogastroduodenoscopy	39	4 177	4 666 633 ₴
Colonoscopy	26	1 383	1 953 711 ₴
Mammography	30	12 537	2 993 040 ₴
Cystoscopy	13	559	568 434 ₴
<b>INPATIENT SERVICES</b>	<b>24</b>	<b>4 987</b>	<b>106 776 880 ₴</b>
Health care for newborns in complicated neonatal cases	4	341	16 051 523 ₴
Health care for acute myocardial infarction	3	505	18 919 688 ₴
Health care for acute cerebral stroke	15	2 293	40 608 402 ₴
Health care at childbirth	16	1 848	31 197 267 ₴

## NUMBER OF AND AMOUNT PAID FOR SERVICES BY MONTH



By the place of registration of service providers.

## PAYMENTS TO HEALTH CARE PROVIDERS

### ► BY PROPERTY STATUS

PROPERTY STATUS	AMOUNT PAID	NUMBER OF PROVIDERS
MUNICIPAL	2 270 016 782 ₴	137
PRIVATE (WITHOUT PE)	91 588 804 ₴	24
PE	34 366 476 ₴	51

### ► BY TYPE OF CARE

EMERGENCY	168 075 753 ₴
PRIMARY	388 097 610 ₴
SPECIALIZED	1 839 798 699 ₴

### ► TOTAL AMOUNT PAID

2 395 972 062 ₴

### ► BREAKDOWN OF PAYMENTS BY TYPE OF CARE

NUMBER OF PATIENTS WHO RECEIVED SERVICES

771 728

TYPE OF CARE	NUMBER OF PROVIDERS	NUMBER OF PATIENTS WHO RECEIVED SERVICES	AMOUNT PAID
General outpatient services	92	396 879	332 260 747 ₴
Screening for the early detection of neoplasms	56	17 986	12 386 979 ₴
Dialysis	2	415	34 550 580 ₴
Assistive reproductive technologies	---	---	---
Emergency care <sup>1</sup>	1	---	168 075 753 ₴
Delivery of care in special conditions <sup>2</sup>	32	---	319 789 410 ₴
Staff retention <sup>3</sup>	61	---	10 380 657 ₴
TB treatment	16	461	13 095 978 ₴
Health care for people with HIV	9	3 515	3 043 393 ₴
Rehabilitation	26	6 780	111 330 808 ₴
Oncology	8	3 624	65 037 288 ₴
Palliative care	74	4 201	79 853 670 ₴
Primary health care	144	608 431	388 097 610 ₴
Priority inpatient services	24	4 905	106 776 880 ₴
Mental health care	78	10 365	3 035 357 ₴
Special tests	24	6 885	8 175 608 ₴
General inpatient services	42	67 905	731 138 808 ₴
Dental care	36	38 401	8 714 160 ₴
Transplantation	1	24	228 377 ₴

Payment for health services is based on <sup>1</sup>the population of the region, <sup>2</sup>the preparedness of the facility to provide care, and <sup>3</sup>availability of staff at the facility within the global budget.

By the place of registration of service providers.

## REHABILITATION

### ► PROVISION OF SERVICES UNDER PMG REHABILITATION CONTRACTS

NUMBER OF PROVIDERS	NUMBER OF PATIENTS WHO RECEIVED SERVICES	AMOUNT PAID
26	6 780	111 330 808 ₴


### ► PAYMENTS TO HEALTH CARE PROVIDERS UNDER PMG

#### BY PROVIDER PROPERTY STATUS

PROPERTY STATUS	AMOUNT PAID	NUMBER OF PROVIDERS
MUNICIPAL	59 131 540 ₴	23
PRIVATE (WITHOUT PE)	52 199 268 ₴	3

GROUP OF SERVICES	NUMBER OF PROVIDERS	NUMBER OF PATIENTS WHO RECEIVED SERVICES	AMOUNT PAID
Rehabilitation for babies born prematurely and/or sick during the first three years of life	6	104	1 146 920 ₴
Inpatient rehabilitation for adults and children	12	3 566	78 751 788 ₴
Outpatient rehabilitation for adults and children	22	3 123	31 432 100 ₴

### ► NUMBER OF PATIENTS TREATED BY MONTH



By the place of registration of service providers.



DECLARATIONS SUBMITTED TO PHC PHYSICIANS

CURRENT  
POPULATION

1 001 598

NUMBER OF SUBMITTED  
DECLARATIONS

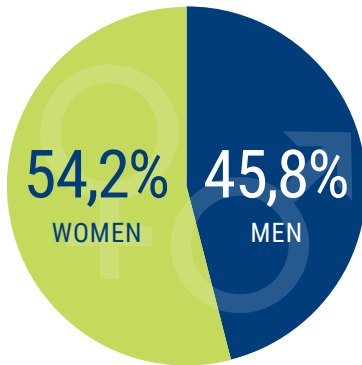
622 132

POPULATION  
WITH DECLARATIONS

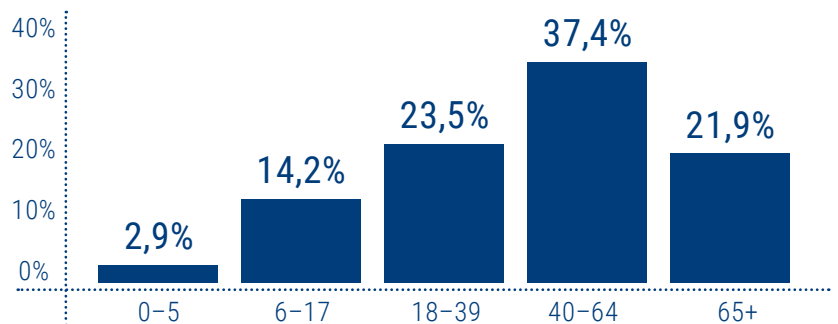
62,1%

BREAKDOWN OF DECLARATIONS

► BY PATIENT'S GENDER



► BY PATIENT'S AGE



► BY DOCTOR'S SPECIALTY



► BY PROVIDER PROPERTY STATUS

MUNICIPAL	551 744
PRIVATE (WITHOUT PE)	56 745
PE	13 643
<b>TOTAL</b>	<b>622 132</b>

DOCTOR'S SPECIALTY	NUMBER OF DOCTORS	NUMBER OF DOCTORS WITH OPS*	% WITH OPS*
PEDIATRICIAN	127	6	4,7%
FAMILY PHYSICIAN	235	55	23,4%
THERAPIST	144	19	13,2%
<b>TOTAL</b>	<b>506</b>	<b>80</b>	<b>15,8%</b>

\*OPS – optimal practice size



## TREATED CASES BY PRIORITY GROUPS OF SERVICES

NUMBER OF PROVIDERS  
THAT PROVIDED SERVICES

9

SERVICES  
PROVIDED

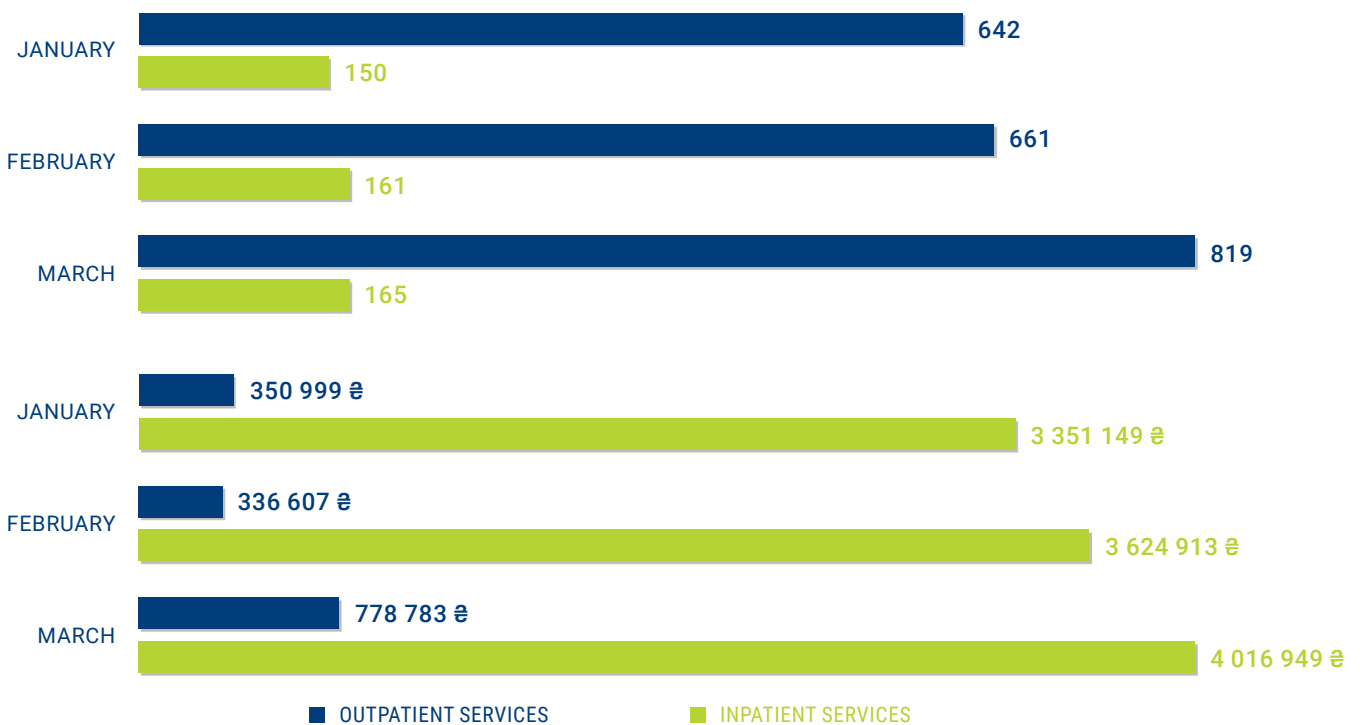
2 598

AMOUNT PAID  
FOR SERVICES PROVIDED

12 459 400 ₴

GROUPS OF SERVICES	PROVIDERS	SERVICES PROVIDED	AMOUNT PAID
<b>OUTPATIENT SERVICES</b>	<b>8</b>	<b>2 122</b>	<b>1 466 389 ₴</b>
Bronchoscopy	5	53	67 602 ₴
Hysteroscopy	2	44	103 302 ₴
Esophagogastroduodenoscopy	5	636	702 493 ₴
Colonoscopy	6	202	270 063 ₴
Mammography	2	1 124	263 520 ₴
Cystoscopy	3	63	59 409 ₴
<b>INPATIENT SERVICES</b>	<b>5</b>	<b>476</b>	<b>10 993 011 ₴</b>
Health care for newborns in complicated neonatal cases	1	27	1 090 041 ₴
Health care for acute myocardial infarction	1	106	3 915 933 ₴
Health care for acute cerebral stroke	2	276	4 927 447 ₴
Health care at childbirth	3	67	1 059 590 ₴

## NUMBER OF AND AMOUNT PAID FOR SERVICES BY MONTH



By the place of registration of service providers.

## PAYMENTS TO HEALTH CARE PROVIDERS

### ► BY PROPERTY STATUS

PROPERTY STATUS	AMOUNT PAID	NUMBER OF PROVIDERS
MUNICIPAL	375 988 681 ₴	28
PRIVATE (WITHOUT PE)	11 635 082 ₴	4
PE	3 388 079 ₴	5

### ► BY TYPE OF CARE

EMERGENCY	24 567 095 ₴
PRIMARY	63 313 368 ₴
SPECIALIZED	303 131 379 ₴

### ► TOTAL AMOUNT PAID

391 011 842 ₴

### ► BREAKDOWN OF PAYMENTS BY TYPE OF CARE

NUMBER OF PATIENTS WHO RECEIVED SERVICES

97 934

TYPE OF CARE	NUMBER OF PROVIDERS	NUMBER OF PATIENTS WHO RECEIVED SERVICES	AMOUNT PAID
General outpatient services	9	6 814	4 252 700 ₴
Screening for the early detection of neoplasms	7	1 925	1 466 389 ₴
Dialysis	1	32	2 646 110 ₴
Assistive reproductive technologies	---	---	---
Emergency care <sup>1</sup>	1	---	24 567 095 ₴
Delivery of care in special conditions <sup>2</sup>	19	59	247 152 189 ₴
Staff retention <sup>3</sup>	5	---	402 892 ₴
TB treatment	---	1	---
Health care for people with HIV	7	687	665 476 ₴
Rehabilitation	2	76	1 091 231 ₴
Oncology	1	648	14 327 136 ₴
Palliative care	13	251	8 641 865 ₴
Primary health care	24	91 957	63 313 368 ₴
Priority inpatient services	5	471	10 993 011 ₴
Mental health care	10	1 895	714 458 ₴
Special tests	8	108	165 568 ₴
General inpatient services	2	1 161	10 403 704 ₴
Dental care	7	2 852	208 650 ₴
Transplantation	---	---	---

Payment for health services is based on <sup>1</sup>the population of the region, <sup>2</sup>the preparedness of the facility to provide care, and <sup>3</sup>availability of staff at the facility within the global budget.

By the place of registration of service providers.

## REHABILITATION

### ► PROVISION OF SERVICES UNDER PMG REHABILITATION CONTRACTS

NUMBER OF PROVIDERS	NUMBER OF PATIENTS WHO RECEIVED SERVICES	AMOUNT PAID
2	76	1 091 231 ₴


### ► PAYMENTS TO HEALTH CARE PROVIDERS UNDER PMG

#### BY PROVIDER PROPERTY STATUS

PROPERTY STATUS	AMOUNT PAID	NUMBER OF PROVIDERS
MUNICIPAL	1 091 231 ₴	2

GROUP OF SERVICES	NUMBER OF PROVIDERS	NUMBER OF PATIENTS WHO RECEIVED SERVICES	AMOUNT PAID
Rehabilitation for babies born prematurely and/or sick during the first three years of life	1	2	10 820 ₴
Inpatient rehabilitation for adults and children	2	55	885 651 ₴
Outpatient rehabilitation for adults and children	1	19	194 760 ₴

### ► NUMBER OF PATIENTS TREATED BY MONTH



By the place of registration of service providers.



# KHMELNYTSKYI

oblast

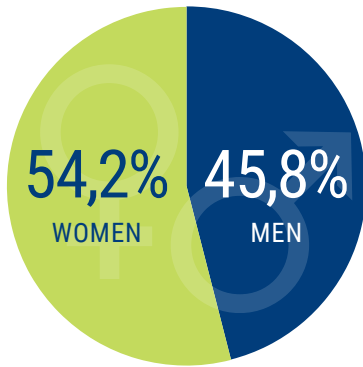
## PRIMARY AND SPECIALIZED HEALTH CARE

### DECLARATIONS SUBMITTED TO PHC PHYSICIANS

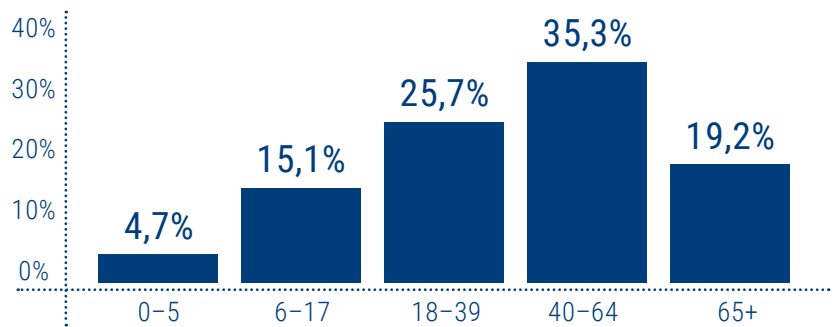
CURRENT POPULATION	NUMBER OF SUBMITTED DECLARATIONS	POPULATION WITH DECLARATIONS
1 228 829	1 147 251	93,4%

### BREAKDOWN OF DECLARATIONS

#### ► BY PATIENT'S GENDER



#### ► BY PATIENT'S AGE



#### ► BY DOCTOR'S SPECIALTY



#### ► BY PROVIDER PROPERTY STATUS

MUNICIPAL	1 034 916
PRIVATE (WITHOUT PE)	54 656
PE	57 679
<b>TOTAL</b>	<b>1 147 251</b>

DOCTOR'S SPECIALTY	NUMBER OF DOCTORS	NUMBER OF DOCTORS WITH OPS*	% WITH OPS*
PEDIATRICIAN	209	39	18,7%
FAMILY PHYSICIAN	642	150	23,4%
THERAPIST	111	8	7,2%
<b>TOTAL</b>	<b>962</b>	<b>197</b>	<b>20,5%</b>

\*OPS – optimal practice size

## TREATED CASES BY PRIORITY GROUPS OF SERVICES

NUMBER OF PROVIDERS  
THAT PROVIDED SERVICES

38

SERVICES  
PROVIDED

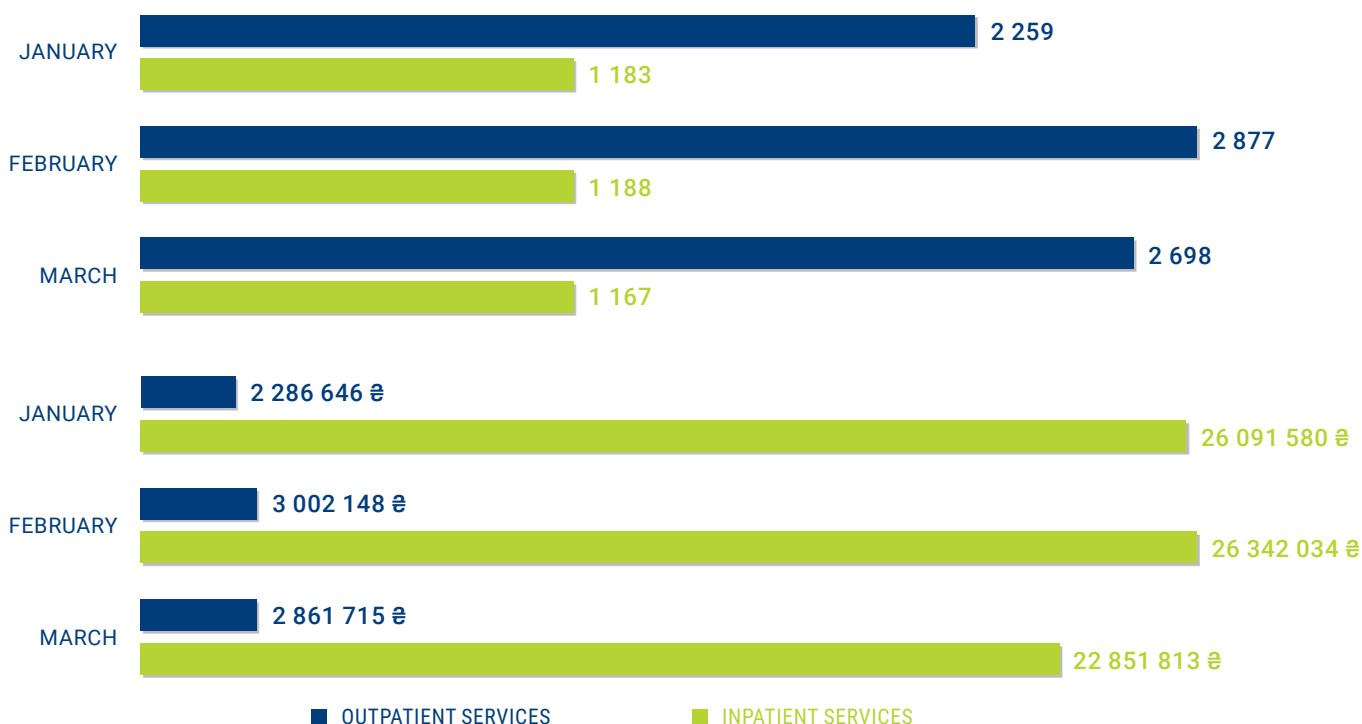
11 372

AMOUNT PAID  
FOR SERVICES PROVIDED

83 435 936 ₴

GROUPS OF SERVICES	PROVIDERS	SERVICES PROVIDED	AMOUNT PAID
<b>OUTPATIENT SERVICES</b>	<b>36</b>	<b>7 834</b>	<b>8 150 509 ₴</b>
Bronchoscopy	9	230	282 236 ₴
Hysteroscopy	18	542	1 763 853 ₴
Esophagogastroduodenoscopy	34	4 008	4 181 123 ₴
Colonoscopy	24	696	1 083 027 ₴
Mammography	5	1 955	466 560 ₴
Cystoscopy	13	403	373 710 ₴
<b>INPATIENT SERVICES</b>	<b>18</b>	<b>3 538</b>	<b>75 285 427 ₴</b>
Health care for newborns in complicated neonatal cases	5	301	10 489 774 ₴
Health care for acute myocardial infarction	1	314	11 521 673 ₴
Health care for acute cerebral stroke	10	1 454	29 242 560 ₴
Health care at childbirth	13	1 469	24 031 420 ₴

## NUMBER OF AND AMOUNT PAID FOR SERVICES BY MONTH



By the place of registration of service providers.

## PAYMENTS TO HEALTH CARE PROVIDERS

### ► BY PROPERTY STATUS

PROPERTY STATUS	AMOUNT PAID	NUMBER OF PROVIDERS
MUNICIPAL	1 415 996 273 ₴	77
PRIVATE (WITHOUT PE)	30 710 098 ₴	20
PE	11 571 951 ₴	30

### ► BY TYPE OF CARE

EMERGENCY	98 299 160 ₴
PRIMARY	226 832 497 ₴
SPECIALIZED	1 133 146 666 ₴

### ► TOTAL AMOUNT PAID

1 458 278 322 ₴

### ► BREAKDOWN OF PAYMENTS BY TYPE OF CARE

NUMBER OF PATIENTS WHO RECEIVED SERVICES

537 903

TYPE OF CARE	NUMBER OF PROVIDERS	NUMBER OF PATIENTS WHO RECEIVED SERVICES	AMOUNT PAID
General outpatient services	50	295 223	232 391 114 ₴
Screening for the early detection of neoplasms	36	7 233	8 150 509 ₴
Dialysis	4	306	26 758 301 ₴
Assistive reproductive technologies	---	---	---
Emergency care <sup>1</sup>	1	---	98 299 160 ₴
Delivery of care in special conditions <sup>2</sup>	8	---	24 196 746 ₴
Staff retention <sup>3</sup>	49	---	5 545 089 ₴
TB treatment	17	380	7 738 724 ₴
Health care for people with HIV	7	2 126	2 053 020 ₴
Rehabilitation	10	1 498	26 282 605 ₴
Oncology	3	3 289	69 199 859 ₴
Palliative care	61	2 644	43 998 590 ₴
Primary health care	83	433 965	226 832 497 ₴
Priority inpatient services	18	3 499	75 285 427 ₴
Mental health care	46	10 087	42 621 027 ₴
Special tests	5	357	561 976 ₴
General inpatient services	34	54 439	560 413 138 ₴
Dental care	31	30 837	7 950 540 ₴
Transplantation	---	---	---

Payment for health services is based on <sup>1</sup>the population of the region, <sup>2</sup>the preparedness of the facility to provide care, and <sup>3</sup>availability of staff at the facility within the global budget.

By the place of registration of service providers.

## REHABILITATION

### ► PROVISION OF SERVICES UNDER PMG REHABILITATION CONTRACTS

NUMBER OF PROVIDERS	NUMBER OF PATIENTS WHO RECEIVED SERVICES	AMOUNT PAID
10	1 498	26 282 605 ₴


### ► PAYMENTS TO HEALTH CARE PROVIDERS UNDER PMG

#### BY PROVIDER PROPERTY STATUS

PROPERTY STATUS	AMOUNT PAID	NUMBER OF PROVIDERS
MUNICIPAL	25 925 545 ₴	9
PRIVATE (WITHOUT PE)	357 060 ₴	1

GROUP OF SERVICES	NUMBER OF PROVIDERS	NUMBER OF PATIENTS WHO RECEIVED SERVICES	AMOUNT PAID
Rehabilitation for babies born prematurely and/or sick during the first three years of life	3	62	638 380 ₴
Inpatient rehabilitation for adults and children	6	708	18 145 965 ₴
Outpatient rehabilitation for adults and children	8	738	7 498 260 ₴

### ► NUMBER OF PATIENTS TREATED BY MONTH



By the place of registration of service providers.

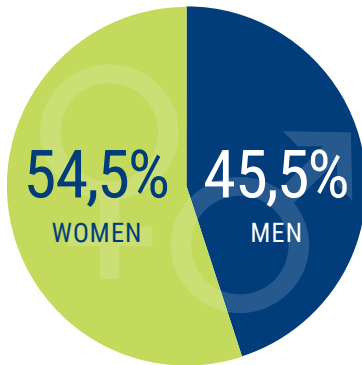


### DECLARATIONS SUBMITTED TO PHC PHYSICIANS

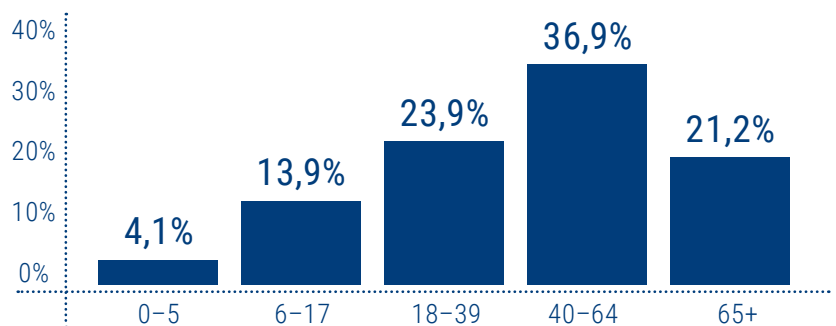
CURRENT POPULATION	NUMBER OF SUBMITTED DECLARATIONS	POPULATION WITH DECLARATIONS
1 160 744	1 040 381	89,6%

### BREAKDOWN OF DECLARATIONS

#### ► BY PATIENT'S GENDER



#### ► BY PATIENT'S AGE



#### ► BY DOCTOR'S SPECIALTY



#### ► BY PROVIDER PROPERTY STATUS

MUNICIPAL	974 779
PRIVATE (WITHOUT PE)	25 102
PE	40 500
<b>TOTAL</b>	<b>1 040 381</b>

DOCTOR'S SPECIALTY	NUMBER OF DOCTORS	NUMBER OF DOCTORS WITH OPS*	% WITH OPS*
PEDIATRICIAN	195	54	27,7%
FAMILY PHYSICIAN	513	186	36,3%
THERAPIST	86	12	14,0%
<b>TOTAL</b>	<b>794</b>	<b>252</b>	<b>31,7%</b>

\*OPS – optimal practice size



## TREATED CASES BY PRIORITY GROUPS OF SERVICES

NUMBER OF PROVIDERS  
THAT PROVIDED SERVICES

35

SERVICES  
PROVIDED

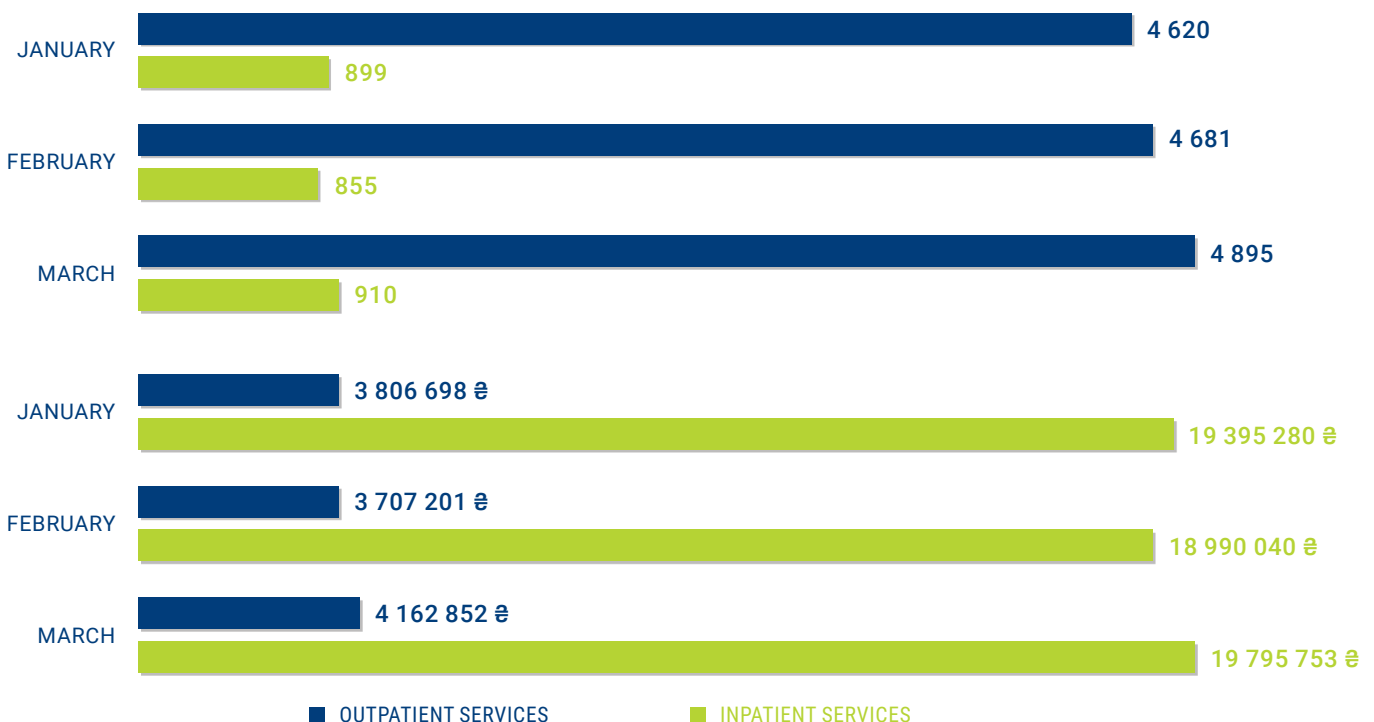
16 860

AMOUNT PAID  
FOR SERVICES PROVIDED

69 857 823 ₴

GROUPS OF SERVICES	PROVIDERS	SERVICES PROVIDED	AMOUNT PAID
<b>OUTPATIENT SERVICES</b>	<b>32</b>	<b>14 196</b>	<b>11 676 751 ₴</b>
Bronchoscopy	9	255	402 230 ₴
Hysteroscopy	10	334	905 707 ₴
Esophagogastroduodenoscopy	30	4 564	5 551 341 ₴
Colonoscopy	21	1 830	2 683 425 ₴
Mammography	8	6 712	1 610 880 ₴
Cystoscopy	14	501	523 168 ₴
<b>INPATIENT SERVICES</b>	<b>15</b>	<b>2 664</b>	<b>58 181 072 ₴</b>
Health care for newborns in complicated neonatal cases	2	141	6 089 867 ₴
Health care for acute myocardial infarction	4	307	11 840 582 ₴
Health care for acute cerebral stroke	8	1 206	23 752 834 ₴
Health care at childbirth	9	1 010	16 497 789 ₴

## NUMBER OF AND AMOUNT PAID FOR SERVICES BY MONTH



By the place of registration of service providers.

## PAYMENTS TO HEALTH CARE PROVIDERS

### ► BY PROPERTY STATUS

PROPERTY STATUS	AMOUNT PAID	NUMBER OF PROVIDERS
MUNICIPAL	1 347 174 683 ₴	81
PRIVATE (WITHOUT PE)	4 868 602 ₴	7
PE	8 362 259 ₴	12

### ► BY TYPE OF CARE

EMERGENCY	94 335 236 ₴
PRIMARY	203 629 577 ₴
SPECIALIZED	1 062 440 731 ₴

### ► TOTAL AMOUNT PAID

1 360 405 544 ₴

### ► BREAKDOWN OF PAYMENTS BY TYPE OF CARE

NUMBER OF PATIENTS WHO RECEIVED SERVICES

461 227

TYPE OF CARE	NUMBER OF PROVIDERS	NUMBER OF PATIENTS WHO RECEIVED SERVICES	AMOUNT PAID
General outpatient services	44	257 176	159 801 780 ₴
Screening for the early detection of neoplasms	32	12 471	11 676 751 ₴
Dialysis	4	294	22 571 932 ₴
Assistive reproductive technologies	---	---	---
Emergency care <sup>1</sup>	1	---	94 335 236 ₴
Delivery of care in special conditions <sup>2</sup>	7	---	20 594 421 ₴
Staff retention <sup>3</sup>	29	---	3 121 583 ₴
TB treatment	24	424	8 452 657 ₴
Health care for people with HIV	20	4 093	3 930 126 ₴
Rehabilitation	12	2 002	33 419 056 ₴
Oncology	1	2 890	57 142 391 ₴
Palliative care	42	1 265	25 346 931 ₴
Primary health care	58	346 236	203 629 577 ₴
Priority inpatient services	15	2 641	58 181 072 ₴
Mental health care	43	6 361	31 956 394 ₴
Special tests	15	615	967 936 ₴
General inpatient services	37	60 287	605 031 422 ₴
Dental care	24	28 586	4 678 440 ₴
Transplantation	2	50	15 567 839 ₴

Payment for health services is based on <sup>1</sup>the population of the region, <sup>2</sup>the preparedness of the facility to provide care, and <sup>3</sup>availability of staff at the facility within the global budget.

By the place of registration of service providers.

## REHABILITATION

### ► PROVISION OF SERVICES UNDER PMG REHABILITATION CONTRACTS

NUMBER OF PROVIDERS	NUMBER OF PATIENTS WHO RECEIVED SERVICES	AMOUNT PAID
12	2 002	33 419 056 ₴


### ► PAYMENTS TO HEALTH CARE PROVIDERS UNDER PMG

#### BY PROVIDER PROPERTY STATUS

PROPERTY STATUS	AMOUNT PAID	NUMBER OF PROVIDERS
MUNICIPAL	33 419 056 ₴	12

GROUP OF SERVICES	NUMBER OF PROVIDERS	NUMBER OF PATIENTS WHO RECEIVED SERVICES	AMOUNT PAID
Rehabilitation for babies born prematurely and/or sick during the first three years of life	4	76	854 780 ₴
Inpatient rehabilitation for adults and children	7	845	21 008 516 ₴
Outpatient rehabilitation for adults and children	12	1 094	11 555 760 ₴

### ► NUMBER OF PATIENTS TREATED BY MONTH



By the place of registration of service providers.



### DECLARATIONS SUBMITTED TO PHC PHYSICIANS

CURRENT POPULATION

890 457

NUMBER OF SUBMITTED DECLARATIONS

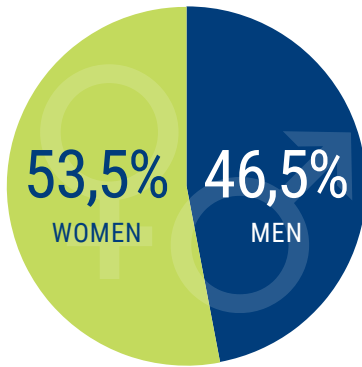
820 420

POPULATION WITH DECLARATIONS

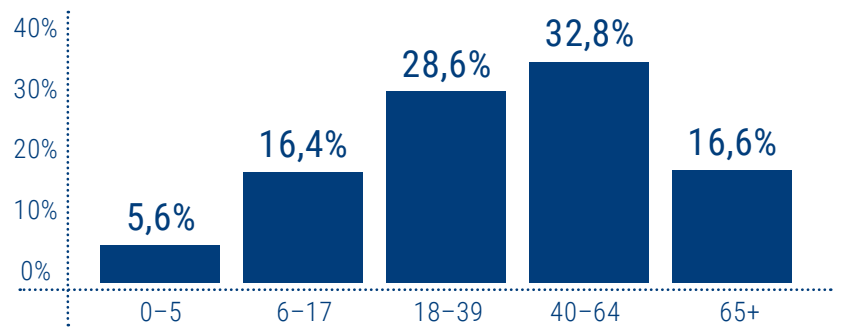
92,1%

### BREAKDOWN OF DECLARATIONS

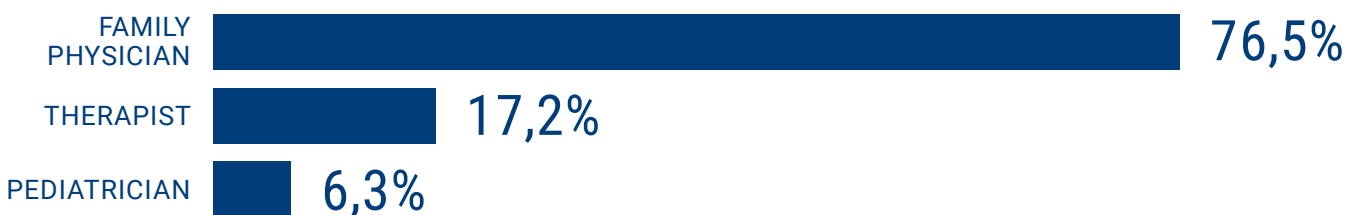
#### ► BY PATIENT'S GENDER



#### ► BY PATIENT'S AGE



#### ► BY DOCTOR'S SPECIALTY



#### ► BY PROVIDER PROPERTY STATUS

MUNICIPAL	744 086
PRIVATE (WITHOUT PE)	52 755
PE	23 579
<b>TOTAL</b>	<b>820 420</b>

DOCTOR'S SPECIALTY	NUMBER OF DOCTORS	NUMBER OF DOCTORS WITH OPS*	% WITH OPS*
PEDIATRICIAN	76	27	35,5%
FAMILY PHYSICIAN	491	148	30,1%
THERAPIST	105	3	2,9%
<b>TOTAL</b>	<b>672</b>	<b>178</b>	<b>26,5%</b>

\*OPS – optimal practice size

## TREATED CASES BY PRIORITY GROUPS OF SERVICES

NUMBER OF PROVIDERS  
THAT PROVIDED SERVICES

25

SERVICES  
PROVIDED

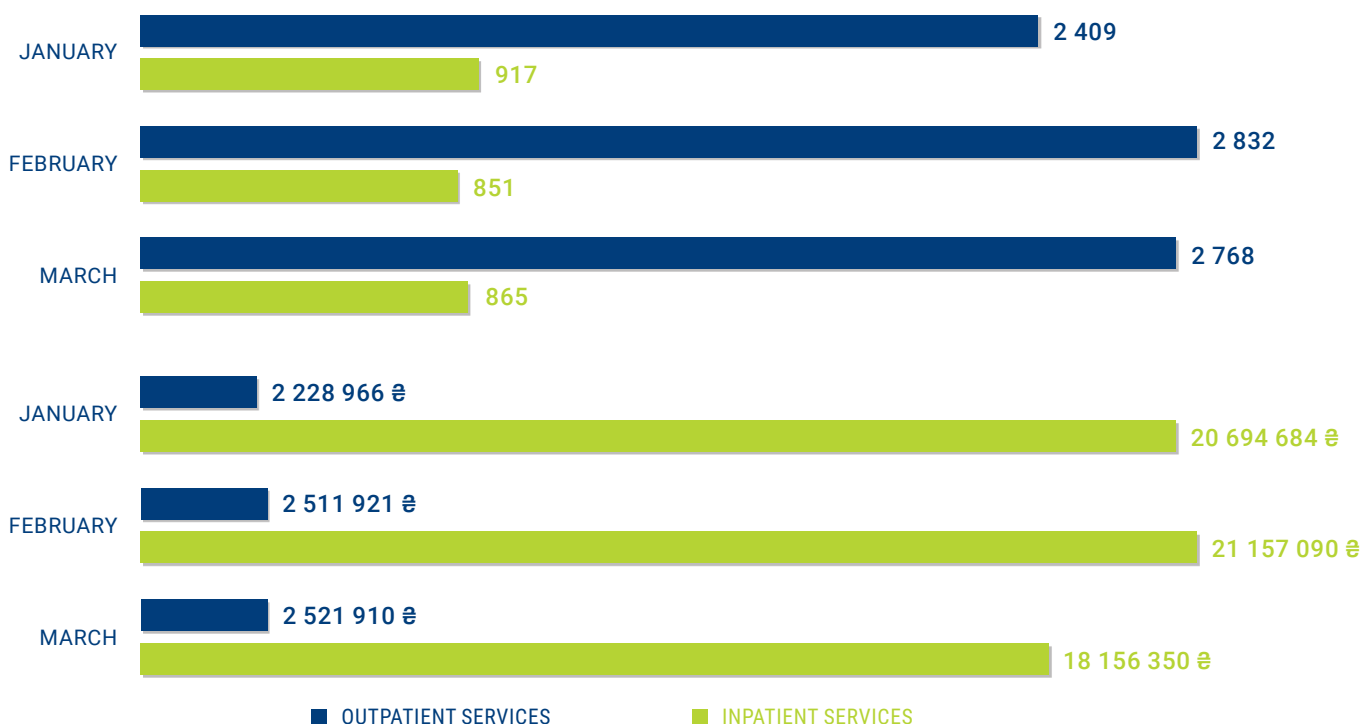
10 642

AMOUNT PAID  
FOR SERVICES PROVIDED

67 270 921 ₴

GROUPS OF SERVICES	PROVIDERS	SERVICES PROVIDED	AMOUNT PAID
<b>OUTPATIENT SERVICES</b>	<b>23</b>	<b>8 009</b>	<b>7 262 797 ₴</b>
Bronchoscopy	5	264	312 161 ₴
Hysteroscopy	10	422	1 220 485 ₴
Esophagogastroduodenoscopy	21	3 543	3 584 584 ₴
Colonoscopy	17	1 037	1 333 443 ₴
Mammography	3	2 516	597 120 ₴
Cystoscopy	13	227	215 004 ₴
<b>INPATIENT SERVICES</b>	<b>15</b>	<b>2 633</b>	<b>60 008 124 ₴</b>
Health care for newborns in complicated neonatal cases	3	215	7 721 740 ₴
Health care for acute myocardial infarction	2	332	13 003 155 ₴
Health care for acute cerebral stroke	8	687	14 653 902 ₴
Health care at childbirth	11	1 399	24 629 327 ₴

## NUMBER OF AND AMOUNT PAID FOR SERVICES BY MONTH



By the place of registration of service providers.

## PAYMENTS TO HEALTH CARE PROVIDERS

### ► BY PROPERTY STATUS

PROPERTY STATUS	AMOUNT PAID	NUMBER OF PROVIDERS
MUNICIPAL	1 078 365 204 ₴	69
PRIVATE (WITHOUT PE)	20 891 540 ₴	10
PE	7 249 194 ₴	11

### ► BY TYPE OF CARE

EMERGENCY	70 274 540 ₴
PRIMARY	161 169 892 ₴
SPECIALIZED	875 061 506 ₴

### ► TOTAL AMOUNT PAID

1 106 505 939 ₴

### ► BREAKDOWN OF PAYMENTS BY TYPE OF CARE

NUMBER OF PATIENTS WHO RECEIVED SERVICES

383 393

TYPE OF CARE	NUMBER OF PROVIDERS	NUMBER OF PATIENTS WHO RECEIVED SERVICES	AMOUNT PAID
General outpatient services	39	218 523	169 282 434 ₴
Screening for the early detection of neoplasms	23	7 051	7 262 797 ₴
Dialysis	4	134	10 109 624 ₴
Assistive reproductive technologies	---	---	---
Emergency care <sup>1</sup>	1	---	70 274 540 ₴
Delivery of care in special conditions <sup>2</sup>	5	---	15 190 935 ₴
Staff retention <sup>3</sup>	25	---	5 558 206 ₴
TB treatment	13	163	3 711 430 ₴
Health care for people with HIV	2	882	863 209 ₴
Rehabilitation	18	3 043	42 830 639 ₴
Oncology	5	2 244	52 710 188 ₴
Palliative care	54	2 528	37 914 775 ₴
Primary health care	62	304 454	161 169 892 ₴
Priority inpatient services	15	2 614	60 008 124 ₴
Mental health care	43	5 971	34 630 929 ₴
Special tests	1	327	493 520 ₴
General inpatient services	23	41 383	430 472 784 ₴
Dental care	19	17 858	3 187 548 ₴
Transplantation	1	5	834 365 ₴

Payment for health services is based on <sup>1</sup>the population of the region, <sup>2</sup>the preparedness of the facility to provide care, and <sup>3</sup>availability of staff at the facility within the global budget.

By the place of registration of service providers.

## REHABILITATION

### ► PROVISION OF SERVICES UNDER PMG REHABILITATION CONTRACTS

NUMBER OF PROVIDERS	NUMBER OF PATIENTS WHO RECEIVED SERVICES	AMOUNT PAID
18	3 043	42 830 639 ₴


### ► PAYMENTS TO HEALTH CARE PROVIDERS UNDER PMG

#### BY PROVIDER PROPERTY STATUS

PROPERTY STATUS	AMOUNT PAID	NUMBER OF PROVIDERS
MUNICIPAL	39 212 381 ₴	16
PRIVATE (WITHOUT PE)	2 092 637 ₴	1
PE	1 525 620 ₴	1

GROUP OF SERVICES	NUMBER OF PROVIDERS	NUMBER OF PATIENTS WHO RECEIVED SERVICES	AMOUNT PAID
Rehabilitation for babies born prematurely and/or sick during the first three years of life	3	190	2 077 440 ₴
Inpatient rehabilitation for adults and children	10	735	19 221 399 ₴
Outpatient rehabilitation for adults and children	18	2 126	21 531 800 ₴

### ► NUMBER OF PATIENTS TREATED BY MONTH



By the place of registration of service providers.



### DECLARATIONS SUBMITTED TO PHC PHYSICIANS

CURRENT POPULATION

959 315

NUMBER OF SUBMITTED DECLARATIONS

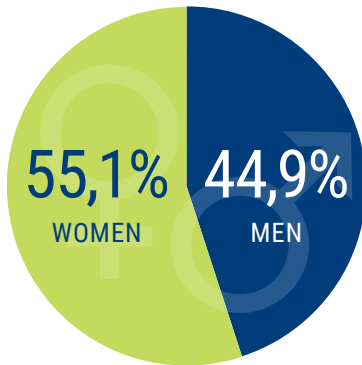
827 588

POPULATION WITH DECLARATIONS

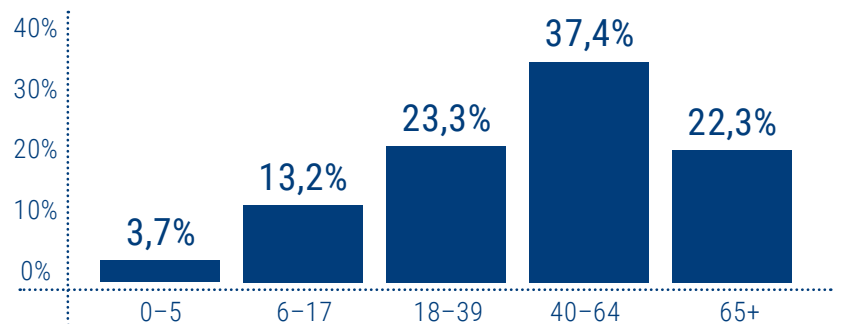
86,3%

### BREAKDOWN OF DECLARATIONS

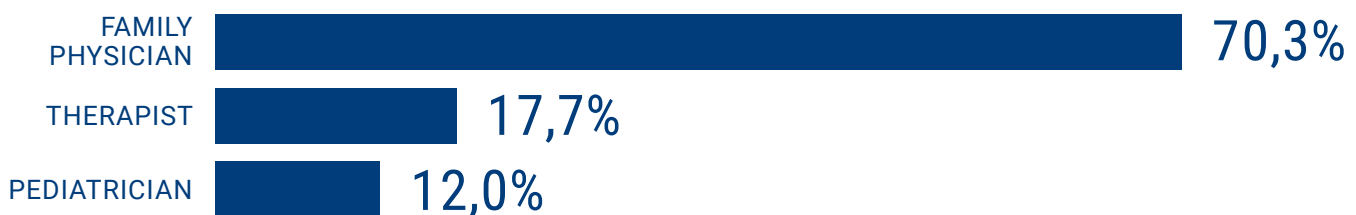
#### ► BY PATIENT'S GENDER



#### ► BY PATIENT'S AGE



#### ► BY DOCTOR'S SPECIALTY



#### ► BY PROVIDER PROPERTY STATUS

MUNICIPAL	777 110
PRIVATE (WITHOUT PE)	26 169
PE	24 309
<b>TOTAL</b>	<b>827 588</b>

DOCTOR'S SPECIALTY	NUMBER OF DOCTORS	NUMBER OF DOCTORS WITH OPS*	% WITH OPS*
PEDIATRICIAN	142	34	23,9%
FAMILY PHYSICIAN	369	158	42,8%
THERAPIST	97	17	17,5%
<b>TOTAL</b>	<b>608</b>	<b>209</b>	<b>34,4%</b>

\*OPS – optimal practice size



## TREATED CASES BY PRIORITY GROUPS OF SERVICES

NUMBER OF PROVIDERS  
THAT PROVIDED SERVICES

28

SERVICES  
PROVIDED

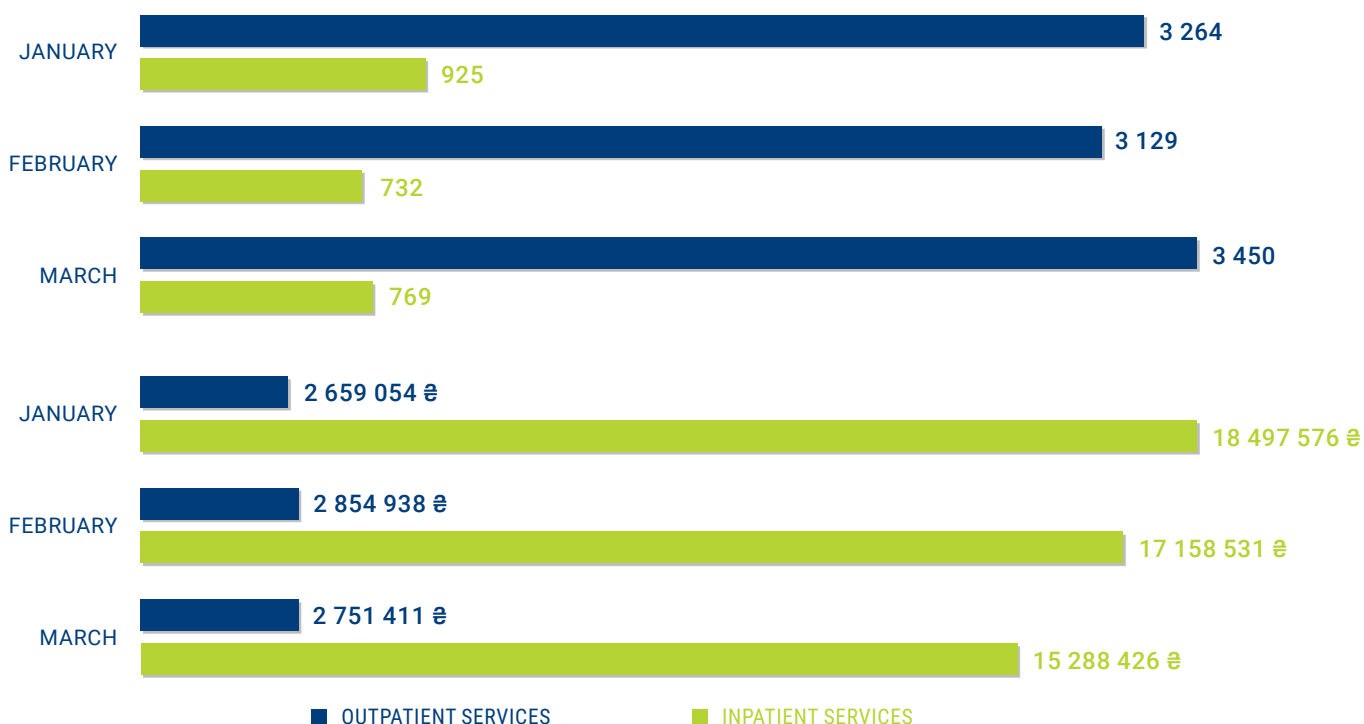
12 269

AMOUNT PAID  
FOR SERVICES PROVIDED

59 209 935 ₴

GROUPS OF SERVICES	PROVIDERS	SERVICES PROVIDED	AMOUNT PAID
<b>OUTPATIENT SERVICES</b>	<b>26</b>	<b>9 843</b>	<b>8 265 403 ₴</b>
Bronchoscopy	3	194	290 908 ₴
Hysteroscopy	10	307	994 477 ₴
Esophagogastroduodenoscopy	24	3 682	3 990 086 ₴
Colonoscopy	18	1 144	1 725 273 ₴
Mammography	5	4 244	1 006 560 ₴
Cystoscopy	8	272	258 099 ₴
<b>INPATIENT SERVICES</b>	<b>14</b>	<b>2 426</b>	<b>50 944 532 ₴</b>
Health care for newborns in complicated neonatal cases	2	97	3 732 640 ₴
Health care for acute myocardial infarction	2	192	7 535 027 ₴
Health care for acute cerebral stroke	10	1 263	26 613 634 ₴
Health care at childbirth	7	874	13 063 231 ₴

## NUMBER OF AND AMOUNT PAID FOR SERVICES BY MONTH



By the place of registration of service providers.

## PAYMENTS TO HEALTH CARE PROVIDERS

### ► BY PROPERTY STATUS

PROPERTY STATUS	AMOUNT PAID	NUMBER OF PROVIDERS
MUNICIPAL	1 054 057 129 ₴	70
PRIVATE (WITHOUT PE)	1 644 630 ₴	4
PE	4 842 309 ₴	13

### ► BY TYPE OF CARE

EMERGENCY	67 601 218 ₴
PRIMARY	159 089 427 ₴
SPECIALIZED	833 853 422 ₴

### ► TOTAL AMOUNT PAID

1 060 544 067 ₴

### ► BREAKDOWN OF PAYMENTS BY TYPE OF CARE

NUMBER OF PATIENTS WHO RECEIVED SERVICES

365 015

TYPE OF CARE	NUMBER OF PROVIDERS	NUMBER OF PATIENTS WHO RECEIVED SERVICES	AMOUNT PAID
General outpatient services	33	198 975	141 722 828 ₴
Screening for the early detection of neoplasms	26	8 959	8 265 403 ₴
Dialysis	3	168	12 402 805 ₴
Assistive reproductive technologies	---	---	---
Emergency care <sup>1</sup>	1	---	67 601 218 ₴
Delivery of care in special conditions <sup>2</sup>	8	---	48 517 861 ₴
Staff retention <sup>3</sup>	27	---	2 883 733 ₴
TB treatment	26	254	4 772 108 ₴
Health care for people with HIV	14	4 031	3 791 030 ₴
Rehabilitation	11	2 119	32 044 087 ₴
Oncology	3	1 691	54 468 713 ₴
Palliative care	32	1 107	30 767 904 ₴
Primary health care	59	282 191	159 089 427 ₴
Priority inpatient services	14	2 395	50 944 532 ₴
Mental health care	40	6 008	29 667 599 ₴
Special tests	2	397	589 040 ₴
General inpatient services	29	39 864	409 463 660 ₴
Dental care	22	20 494	3 552 120 ₴
Transplantation	---	---	---

Payment for health services is based on <sup>1</sup>the population of the region, <sup>2</sup>the preparedness of the facility to provide care, and <sup>3</sup>availability of staff at the facility within the global budget.

By the place of registration of service providers.

## REHABILITATION

### ► PROVISION OF SERVICES UNDER PMG REHABILITATION CONTRACTS

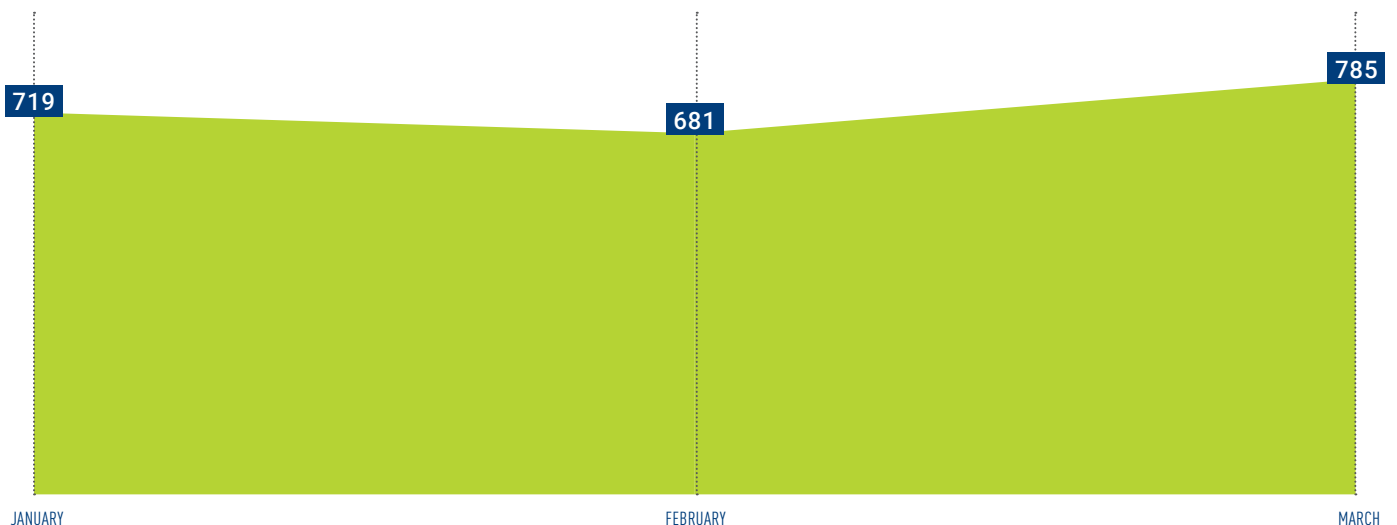
NUMBER OF PROVIDERS	NUMBER OF PATIENTS WHO RECEIVED SERVICES	AMOUNT PAID
11	2 119	32 044 087 ₴

### ► PAYMENTS TO HEALTH CARE PROVIDERS UNDER PMG

BY PROVIDER PROPERTY STATUS		
PROPERTY STATUS	AMOUNT PAID	NUMBER OF PROVIDERS
MUNICIPAL	32 044 087 ₴	11

GROUP OF SERVICES	NUMBER OF PROVIDERS	NUMBER OF PATIENTS WHO RECEIVED SERVICES	AMOUNT PAID
Rehabilitation for babies born prematurely and/or sick during the first three years of life	1	18	194 760 ₴
Inpatient rehabilitation for adults and children	9	915	19 828 307 ₴
Outpatient rehabilitation for adults and children	10	1 194	12 021 020 ₴

### ► NUMBER OF PATIENTS TREATED BY MONTH

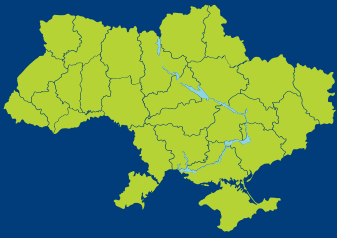


By the place of registration of service providers.



# Electronic health records

ANALYTICS



# UKRAINE

## ELECTRONIC HEALTH RECORDS

### MANAGING ELECTRONIC HEALTH RECORDS

NUMBER OF PROVIDERS THAT CREATED EHRs

4 845

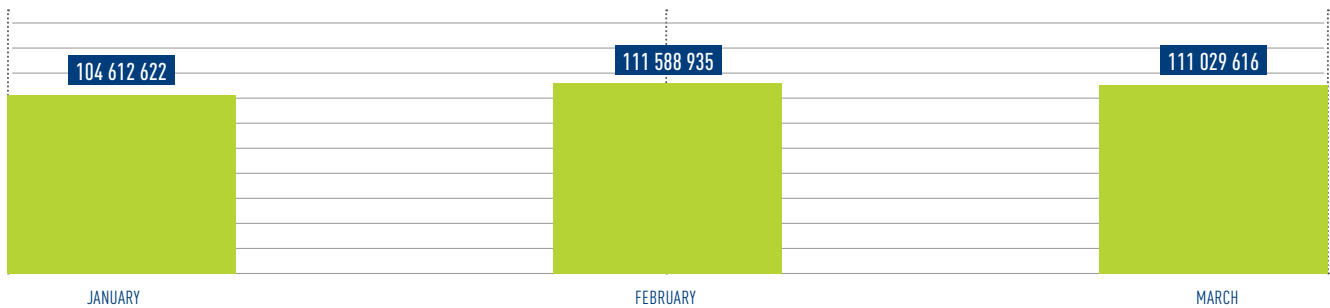
NUMBER OF PHYSICIANS WHO CREATED EHRs

101 884

NUMBER OF PATIENTS WITH CREATED EHRs

14 740 944

#### ► NUMBER OF EHRs BY MONTH



#### ► BREAKDOWN OF CREATED EHRs BY TYPE

TOTAL NUMBER OF CREATED EHRs

327 231 173

EHRs TYPE	NUMBER OF PROVIDERS THAT CREATED EHRs	NUMBER OF PHYSICIANS WHO CREATED EHRs	NUMBER OF PATIENTS WITH CREATED EHRs	NUMBER OF CREATED EHRs
Treatment plan activities	1 886	16 194	612 568	2 079 455
Vaccination	2 376	20 867	992 629	3 873 484
Interactions	4 726	85 957	13 015 874	50 028 294
Diagnosis reports	3 473	71 138	7 967 815	55 579 875
Episodes	4 754	85 387	11 397 404	28 626 028
Clinical assessments	555	840	81 906	104 415
Birth certificates	324	1 070	47 561	43 266
Sick leave certificates	3 903	59 414	1 359 357	2 947 534
Medical conditions	4 721	84 977	11 912 790	43 785 624
Referrals	4 165	70 297	8 121 660	66 170 342
Examinations	3 053	35 580	3 854 991	29 665 243
Treatment plans	2 117	17 630	528 414	663 181
Procedures	2 445	51 821	5 397 360	39 190 001
Electronic prescriptions created for medicines	3 594	29 342	1 767 564	4 466 835
Electronic prescriptions created for medical devices	947	1 833	6 176	7 596



# DATA BY OBLAST

## ELECTRONIC HEALTH RECORDS

### NUMBER OF CREATED ELECTRONIC HEALTH RECORDS BY OBLAST

Oblast	Number of providers that created EHRs	Number of physicians who created EHRs	Number of patients with created EHRs	Number of created EHRs
VINNYTSIA	230	4 319	676 412	13 298 436
VOLYN	102	2 853	481 529	10 307 458
DNIPROPETROVSK	405	8 234	1 375 689	31 487 368
DONETSK	99	1 535	274 736	4 859 545
ZHYTOMYR	163	3 287	581 400	11 937 922
ZAKARPATTIA	179	3 326	486 969	7 910 941
ZAPORIZHZHIA	133	3 072	358 177	8 793 797
IVANO-FRANKIVSK	192	5 234	628 216	13 521 347
KYIV	246	4 485	810 977	14 325 327
KIROVOHRAD	127	2 278	364 311	8 119 858
LUHANSK	33	354	53 477	1 278 174
LVIV	327	8 651	1 319 192	24 857 876
CITY OF KYIV	553	13 571	1 618 335	32 940 846
MYKOLAIV	121	2 110	380 457	7 917 936
ODESA	341	5 730	928 593	19 690 935
POLTAVA	202	3 959	668 401	13 206 768
RIVNE	194	3 391	559 107	13 565 913
SUMY	152	2 847	445 913	10 412 698
TERNOPII	153	3 541	434 862	10 835 301
KHARKIV	283	6 145	917 618	22 642 594
KHERSON	48	861	121 048	1 900 029
KHMELNYTSKYI	176	4 296	605 418	13 176 312
CHERKASY	156	3 244	524 174	10 375 126
CHERNIVTSI	115	3 043	419 694	10 611 414
CHERNIHIV	115	2 413	433 171	9 257 252





# Reimbursement of the cost of medicines

ANALYTICS



### NUMBER OF PATIENTS WHO HAVE RECEIVED MEDICINES

# 1 399 129

#### ► PHARMACIES THAT HAVE A CONTRACT WITH THE NATIONAL HEALTH SERVICE OF UKRAINE

FORM OF OWNERSHIP	NUMBER OF LEGAL ENTITIES	NUMBER OF DISPENSION SITES
MUNICIPAL	102	605
PRIVATE (WITHOUT PE)	720	12 942
PE	536	761
OTHER	5	31
<b>TOTAL</b>	<b>1 363</b>	<b>14 339</b>

As of 31/03/2024

#### ► PHARMACIES UNDER REIMBURSEMENT CONTRACTS WITH THE NATIONAL HEALTH SERVICE OF UKRAINE THAT DISPENSED MEDICINAL PRODUCTS AND MEDICAL SERVICES

FORM OF OWNERSHIP	NUMBER OF LEGAL ENTITIES	NUMBER OF DISPENSION SITES
MUNICIPAL	93	428
PRIVATE (WITHOUT PE)	673	11 132
PE	466	590
OTHER	4	21
<b>TOTAL</b>	<b>1 236</b>	<b>12 171</b>

### NUMBER OF REDEEMED PRESCRIPTIONS

PRESCRIPTIONS ISSUED

# 4 108 227

PRESCRIPTIONS REDEEMED

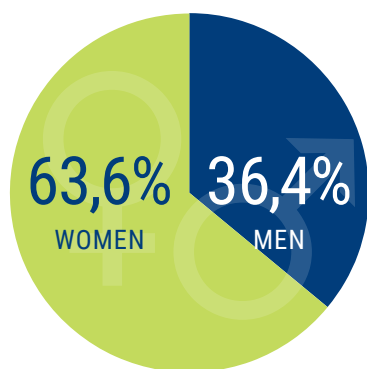
# 3 488 283

PERCENTAGE OF REDEEMED PRESCRIPTIONS

# 84,9%



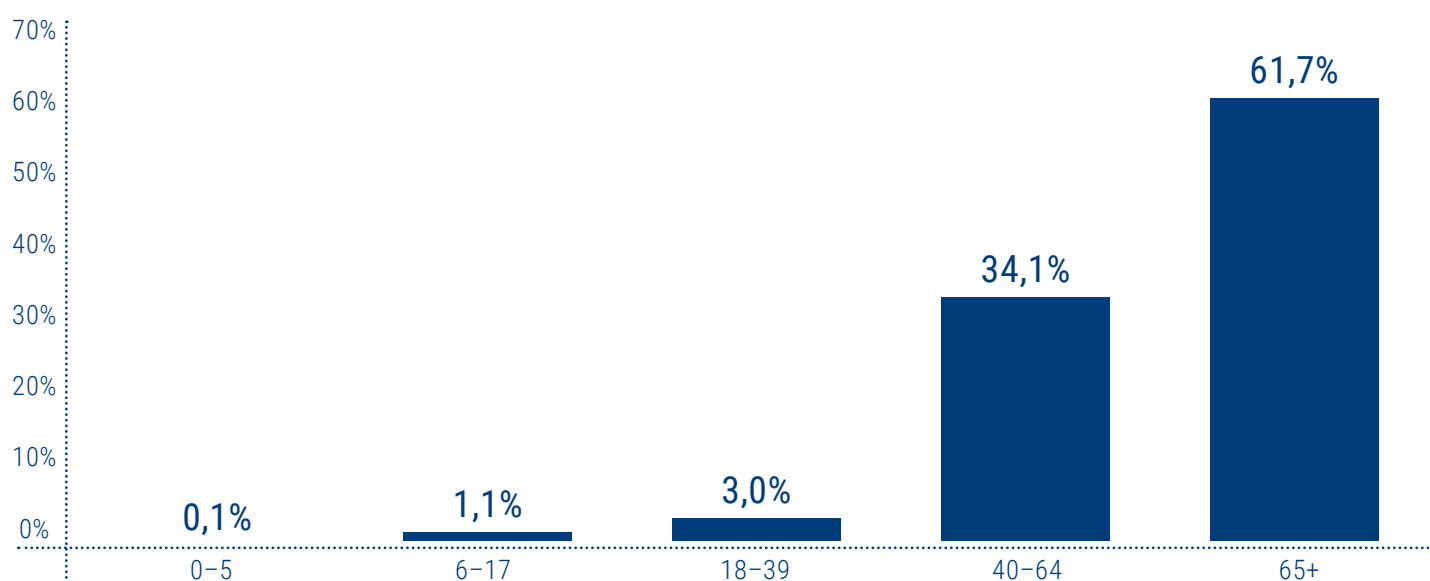
► **BY PATIENT'S GENDER**



► **BY FORMS OF OWNERSHIP OF SERVICE PROVIDERS**

MUNICIPAL	197 766
PRIVATE (WITHOUT PE)	3 111 121
PE	172 134
OTHER	7 262
<b>TOTAL</b>	<b>3 488 283</b>

► **BY PATIENT'S AGE**



**REDEEMED PRESCRIPTIONS AND PAYMENT AMOUNTS  
BY REIMBURSEMENT PROGRAMS**

NAME OF PROGRAM	QUANTITY OF PRESCRIPTIONS	PAYMENT AMOUNT
Medicines for cardiovascular diseases, chronic diseases of lower airways, type 2 diabetes mellitus	3 096 664	645 466 352 ₴
Insulin free of charge or with partial payment	311 110	667 129 861 ₴
Diabetes insipidus	2 032	12 985 708 ₴
Mental and behavioral disorders. Epilepsy	39 675	16 757 898 ₴
Parkinson's disease	26 684	25 249 329 ₴
Immunosuppressive drugs	2 850	42 045 842 ₴
Opioid analgesics	4 174	1 406 129 ₴
Medical devices for blood glucose level measurements	5 094	10 279 732 ₴



# DATA BY OBLAST

## REIMBURSEMENT OF THE COST OF MEDICINES

### PHARMACIES AND PHARMACY POINTS THAT DISPENSED MEDICINAL PRODUCTS AND MEDICAL DEVICES BY E-PRESCRIPTIONS UNDER THE "AFFORDABLE MEDICINES" PROGRAM

Oblast	Municipal	Private (without pe)	PE	Other	Total
VINNYTSIA	11	438	42	0	491
VOLYN	9	352	9	0	370
DNIPROPETROVSK	79	1 029	44	0	1 152
DONETSK	4	132	3	0	139
ZHYTOMYR	10	450	27	0	487
ZAKARPATTIA	4	348	46	0	398
ZAPORIZHZHIA	13	316	3	0	332
IVANO-FRANKIVSK	9	496	69	0	574
KYIV	17	640	14	0	671
KIROVOHRAD	9	253	15	0	277
LVIV	12	931	24	0	967
MYKOLAIV	9	267	24	0	300
CITY OF KYIV	94	1 112	1	1	1 208
ODESA	15	670	18	0	703
POLTAVA	4	533	25	0	562
RIVNE	4	399	26	0	429
SUMY	0	301	20	0	321
TERNOPII	6	322	41	16	385
KHARKIV	34	689	12	0	735
KHERSON	0	57	7	0	64
KHMELNYTSKYI	13	531	28	0	572
CHERKASY	53	342	29	0	424
CHERNIVTSI	11	269	52	4	336
CHERNIHIV	8	255	11	0	274

## PAYMENTS TO PHARMACIES UNDER REIMBURSEMENT CONTRACTS FOR MEDICINAL PRODUCTS AND MEDICAL DEVICES

Oblast	Number of institutions under the reimbursement program	Payment amount under the reimbursement program
VINNYTSIA	62	47 257 163 ₴
VOLYN	16	18 755 388 ₴
DNIPROPETROVSK	93	123 838 089 ₴
DONETSK	7	2 534 801 ₴
ZHYTOMYR	35	19 944 301 ₴
ZAKARPATTIA	59	43 961 491 ₴
ZAPORIZHZHIA	28	75 687 241 ₴
IVANO-FRANKIVSK	90	40 835 525 ₴
KYIV	56	53 574 633 ₴
KIROVOHRAD	25	4 125 088 ₴
LVIV	96	320 561 467 ₴
MYKOLAIV	38	17 932 287 ₴
CITY OF KYIV	106	311 077 653 ₴
ODESA	51	58 675 403 ₴
POLTAVA	30	27 284 956 ₴
RIVNE	39	19 978 047 ₴
SUMY	22	3 845 779 ₴
TERNOPII	51	11 511 358 ₴
KHARKIV	99	131 430 530 ₴
KHERSON	8	2 363 759 ₴
KHMELNYTSKYI	101	33 608 041 ₴
CHERKASY	42	23 776 989 ₴
CHEARNIVTSI	64	18 817 354 ₴
CHEARNIHIV	18	9 943 509 ₴
<b>TOTAL</b>	<b>1 236</b>	<b>1 421 320 850 ₴</b>



### DISTRIBUTION OF PAYMENT AMOUNTS UNDER REIMBURSEMENT CONTRACTS ACCORDING TO THE FORMS OF OWNERSHIP OF PHARMACY ESTABLISHMENTS

Oblast	Municipal	Private (without PE)	PE	Other
VINNYTSIA	4,5%	87,7%		7,8%
VOLYN	3,2%	93,9%		2,9%
DNIPROPETROVSK	15,8%	81,8%		2,4%
DONETSK	22,5%	73,2%		4,3%
ZHYTOMYR	6,9%	86,4%		6,8%
ZAKARPATTIA	1,7%	87,4%		10,9%
ZAPORIZHZHIA	2,5%	97,5%		
IVANO-FRANKIVSK	3,5%	87,9%		8,6%
KYIV	10,4%	87,9%		1,6%
KIROVOHRAD	11,5%	64,8%	23,6%	
LVIV	2,1%	97,4%		0,5%
MYKOLAIV	0,4%	88,1%		11,6%
CITY OF KYIV	18,5%	81,4%		
ODESA	16,3%	80,5%		3,2%
POLTAVA	1,1%	79,3%	19,6%	
RIVNE	4,1%	92,2%		3,7%
SUMY		51,1%	48,9%	
TERNOPIIL	28,0%	29,7%	30,6%	11,8%
KHARKIV	5,7%	94,1%		0,2%
KHERSON		55,8%	44,2%	
KHMELNYTSKYI	3,7%	93,6%		2,7%
CHERKASY		59,3%	34,1%	6,6%
CHERNIVTSI	20,0%	67,2%	10,7%	2,1%
CHERNIHIV	5,5%	89,3%		5,2%
UKRAINE	9,9%	87,1%		3,0%

## ISSUANCE AND REDEMPTION OF E-PRESCRIPTIONS

Oblast	Prescriptions issued	Prescriptions redeemed	% of redeemed prescriptions	Number of patients
VINNYTSIA	216 647	182 214	84,1%	71 021
VOLYN	132 084	114 890	87,0%	48 853
DNIPROPETROVSK	442 987	376 180	84,9%	138 298
DONETSK	64 493	45 122	70,0%	17 240
ZHYTOMYR	176 957	151 401	85,6%	60 515
ZAKARPATTIA	138 588	117 780	85,0%	48 301
ZAPORIZHZHIA	113 098	99 786	88,2%	40 407
IVANO-FRANKIVSK	158 694	134 947	85,0%	55 743
KYIV	172 844	146 489	84,8%	63 797
KIROVOHRAD	129 026	109 654	85,0%	40 735
LUHANSK	381	0	0,0%	0
LVIV	275 242	239 882	87,2%	102 929
MYKOLAIV	122 630	103 258	84,2%	37 332
CITY OF KYIV	247 294	217 294	87,9%	95 222
ODESA	211 413	174 488	82,5%	69 456
POLTAVA	195 798	170 257	87,0%	68 896
RIVNE	129 627	113 069	87,2%	50 249
SUMY	155 870	130 818	83,9%	53 079
TERNOPIL	150 263	127 185	84,6%	47 754
KHARKIV	266 175	221 423	83,2%	84 688
KHERSON	27 960	19 687	70,4%	7 337
KHMELNYTSKYI	208 833	174 746	83,7%	68 654
CHERKASY	149 270	130 169	87,2%	53 940
CHERNIVTSI	99 932	82 880	82,9%	34 238
CHERNIHIV	122 121	104 664	85,7%	45 343
<b>UKRAINE</b>	<b>4 108 227</b>	<b>3 488 283</b>	<b>84,9%</b>	<b>1 399 129</b>

